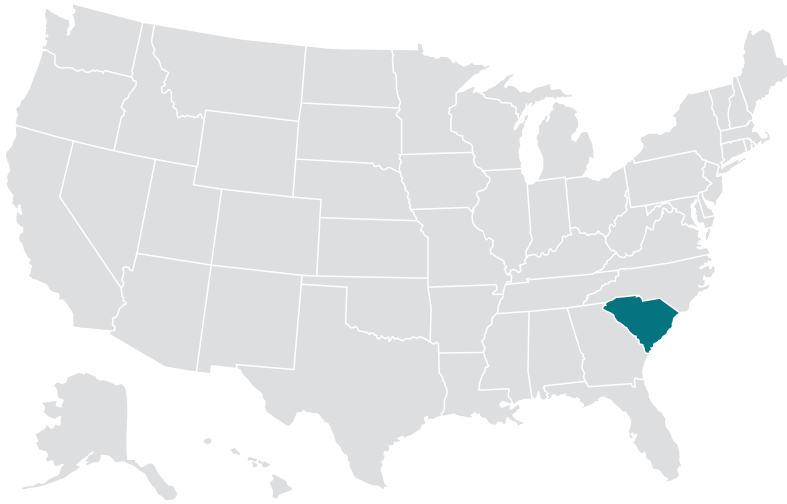


CANCER CARE IN SOUTH CAROLINA



ASCO Members: 250
ASCO State Affiliate Members: 679



Number of Oncology Practices: 27
Number of Oncologists: 294
*as of 2023

5,373,555 Total Population
8.3% Uninsured Rate
(Percent of Population and State Rank, 2021)
(16th Highest)

1,227,642 Medicaid & CHIP Beneficiaries
(September 2023)

1,201,469 Medicare Beneficiaries
(November 2023)

34,650 Cancer Cases Diagnosed
(Projected 2024)

260,240 Cancer Survivors
(Estimated 2023)

11,100 Cancer Deaths
(Projected 2024)

NIH Research Impact

6
NIH Funded Institutions
(2024)

\$31,686,459
Total NIH Grant Funding
(2024)

77
Research Projects Funded
(2024)

NIH Funding Improves Research Opportunity

1 NCI Designated Cancer Center
255 NCI supported clinical trials

NIH Funding Improves Economic Opportunity

NIH grants created and supported more than
4,824 jobs in 2022 and generated **\$667 million** in new economic activity.

Sources

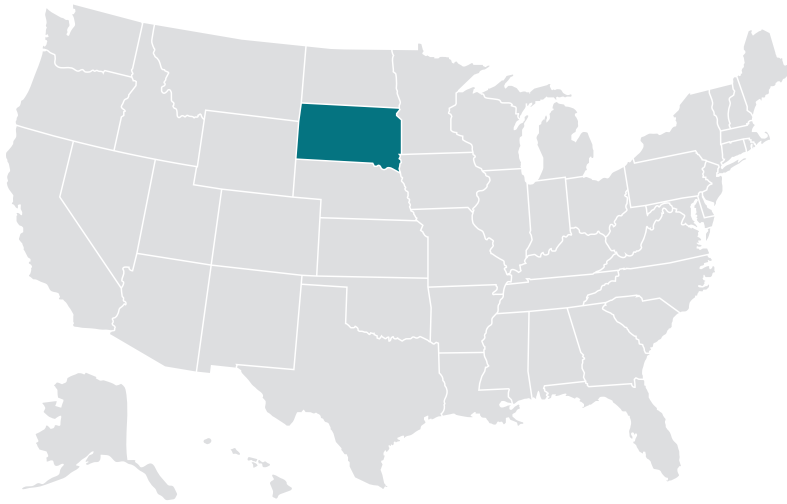
AMA Physician Masterfile, 2023
Enrollment Data Highlights
American Cancer Society Cancer Facts & Figures, 2024
Population, 2021
ASCO Workforce Information System
Census Bureau, 2023 Census Apportionment Results
CMS, Medicare Enrollment Dashboard, November 2023 FY2022

CMS Medicare Physician Compare, 2023 FY2022
Data.CMS.gov, Oncology Care Model
Data.Medicaid.gov, October 2023 Medicaid & CHIP Enrollment Data Highlights
Kaiser Family Foundation, Health Insurance Coverage of Total NCI National Designated Cancer Centers
NCI Supported Clinical Trials
NIH Awards by Location and Organization, U.S. FY 2024
United for Medical Research, State by State, U.S.

For more information visit asco.org or contact us at grassroots@asco.org



CANCER CARE IN SOUTH DAKOTA



ASCO Members: **65**



Number of Oncology Practices: **5**

Number of Oncologists: **54**

*as of 2023

919,318 Total Population
5.1% Uninsured Rate
(43rd Highest)
(Percent of
Population and State
Rank, 2021)

117,430 Medicaid & CHIP
Beneficiaries
(September 2023)

195,133 Medicare
Beneficiaries
(November 2023)

5,680 Cancer Cases
Diagnosed
(Projected 2024)

47,030 Cancer Survivors
(Estimated 2023)

1,780 Cancer Deaths
(Projected 2024)

NIH Research Impact

3
NIH Funded Institutions
(2024)

\$1,296,006
Total NIH Grant Funding
(2024)

4
Research Projects Funded
(2024)

NIH Funding Improves Research Opportunity

0 NCI Designated Cancer Center
138 NCI supported clinical trials

NIH Funding Improves Economic Opportunity

NIH grants created and supported more than
643 jobs in 2022 and generated **\$90 million**
in new economic activity.

Sources

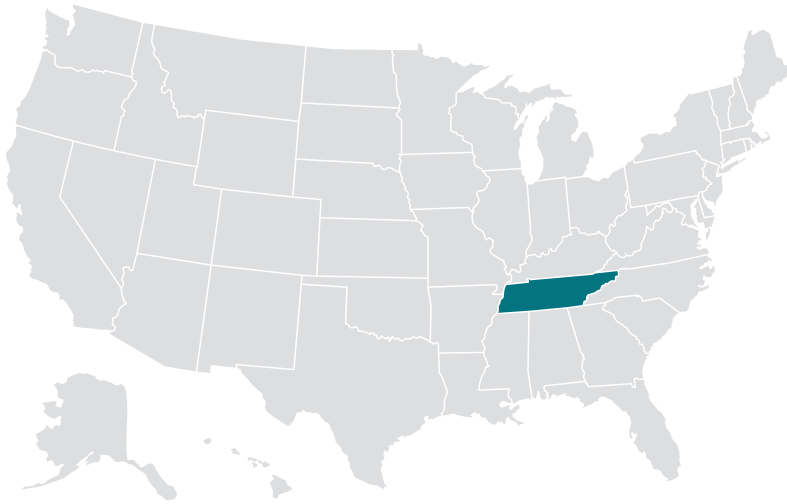
AMA Physician Masterfile, 2023
Enrollment Data Highlights
American Cancer Society Cancer Facts & Figures, 2024
Population, 2021
ASCO Workforce Information System
Census Bureau, 2023 Census Apportionment Results
CMS, Medicare Enrollment Dashboard, November
2023 FY2022

CMS Medicare Physician Compare, 2023
FY2022
Data.CMS.gov, Oncology Care Model
Data.Medicaid.gov, October 2023 Medicaid &
CHIP Enrollment Data Highlights
Kaiser Family Foundation, Health Insurance Coverage of Total
NCI National Designated Cancer Centers
NCI Supported Clinical Trials
NIH Awards by Location and Organization, U.S. FY 2024
United for Medical Research, State by State, U.S.

For more information visit asco.org or
contact us at grassroots@asco.org



CANCER CARE IN TENNESSEE



ASCO Members: **521**
ASCO State Affiliate Members: **909**



Number of Oncology Practices: **28**
Number of Oncologists: **528**
*as of 2023

7,126,489 Total Population
10.1% Uninsured Rate
(9th Highest) (Percent of
Population and State
Rank, 2021)

1,685,834 Medicaid & CHIP
Beneficiaries
(September 2023)

1,458,551 Medicare
Beneficiaries
(November 2023)

43,170 Cancer Cases
Diagnosed
(Projected 2024)

350,250 Cancer Survivors
(Estimated 2023)

14,530 Cancer Deaths
(Projected 2024)

NIH Research Impact

11
NIH Funded Institutions
(2024)

\$108,393,934
Total NIH Grant Funding
(2024)

210
Research Projects Funded
(2024)

NIH Funding Improves Research Opportunity
2 NCI Designated Cancer Center
411 NCI supported clinical trials

NIH Funding Improves Economic Opportunity
NIH grants created and supported more than
11,186 jobs in 2022 and generated **\$1.84 billion** in new economic activity.

Sources

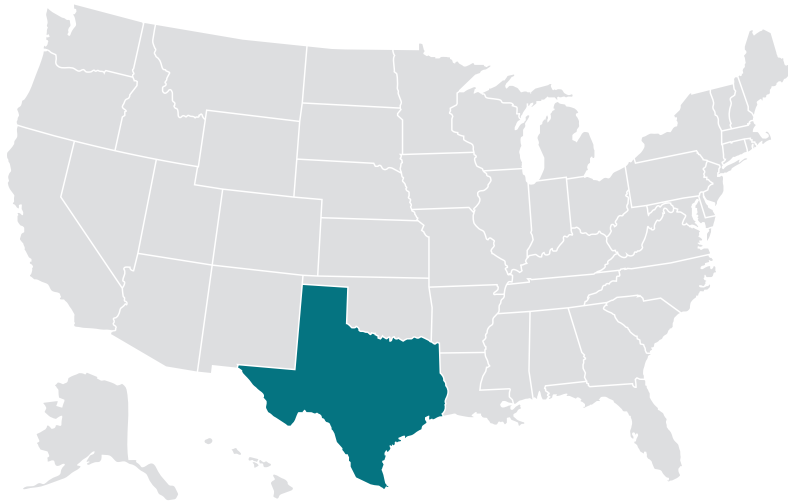
AMA Physician Masterfile, 2023
Enrollment Data Highlights
American Cancer Society Cancer Facts & Figures, 2024
Population, 2021
ASCO Workforce Information System
Census Bureau, 2023 Census Apportionment Results
CMS, Medicare Enrollment Dashboard, November
2023 FY2022

CMS Medicare Physician Compare, 2023
FY2022
Data.CMS.gov, Oncology Care Model
Data.Medicaid.gov, October 2023 Medicaid &
CHIP Enrollment Data Highlights
Kaiser Family Foundation, Health Insurance Coverage of Total
NCI National Designated Cancer Centers
NCI Supported Clinical Trials
NIH Awards by Location and Organization, U.S. FY 2024
United for Medical Research, State by State, U.S.

For more information visit asco.org or
contact us at grassroots@asco.org



CANCER CARE IN TEXAS



ASCO Members: 2,421
ASCO State Affiliate Members: 1,269



Number of Oncology Practices: 70
Number of Oncologists: 1,717
*as of 2023

30,503,301 Total Population
16.7% Uninsured Rate
(Highest Overall)
(Percent of Population and State Rank, 2021)

4,863,156 Medicaid & CHIP Beneficiaries
(September 2023)

4,662,730 Medicare Beneficiaries
(November 2023)

147,910 Cancer Cases Diagnosed
(Projected 2024)

1,098,050 Cancer Survivors
(Estimated 2023)

44,360 Cancer Deaths
(Projected 2024)

NIH Research Impact

40
NIH Funded Institutions
(2024)

\$214,684,907
Total NIH Grant Funding
(2024)

585
Research Projects Funded
(2024)

NIH Funding Improves Research Opportunity
4 NCI Designated Cancer Center
2002 NCI supported clinical trials

NIH Funding Improves Economic Opportunity
NIH grants created and supported more than
36,721 jobs in 2022 and generated **\$5.764 billion** in new economic activity.

Sources

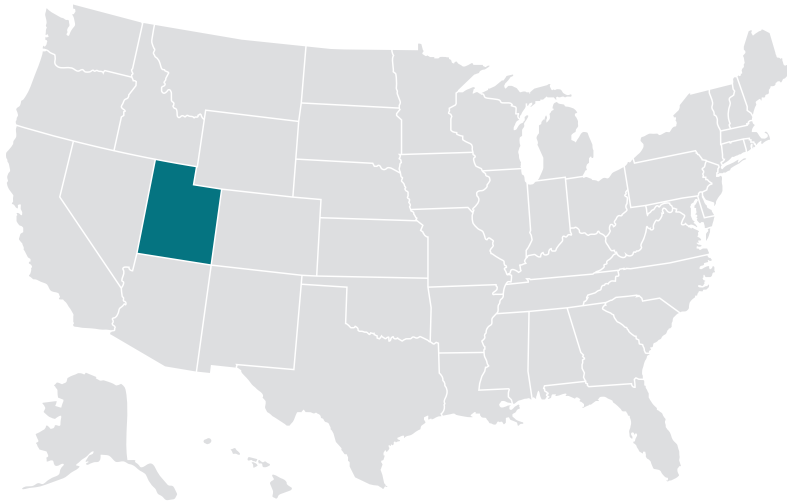
AMA Physician Masterfile, 2023
Enrollment Data Highlights
American Cancer Society Cancer Facts & Figures, 2024
Population, 2021
ASCO Workforce Information System
Census Bureau, 2023 Census Apportionment Results
CMS, Medicare Enrollment Dashboard, November 2023 FY2022

CMS Medicare Physician Compare, 2023 FY2022
Data.CMS.gov, Oncology Care Model
Data.Medicaid.gov, October 2023 Medicaid & CHIP Enrollment Data Highlights
Kaiser Family Foundation, Health Insurance Coverage of Total NCI National Designated Cancer Centers
NCI Supported Clinical Trials
NIH Awards by Location and Organization, U.S. FY 2024
United for Medical Research, State by State, U.S.

For more information visit asco.org or contact us at grassroots@asco.org



CANCER CARE IN UTAH



ASCO Members: **246**
ASCO State Affiliate Members: **1,154**



Number of Oncology Practices: **8**
Number of Oncologists: **190**

*as of 2023

3,417,734 Total Population

8.9% Uninsured Rate
(13th Highest)
(Percent of Population and State Rank, 2021)

388,182 Medicaid & CHIP Beneficiaries
(September 2023)

453,943 Medicare Beneficiaries
(November 2023)

13,560 Cancer Cases Diagnosed
(Projected 2024)

114,910 Cancer Survivors
(Estimated 2023)

3,780 Cancer Deaths
(Projected 2024)

NIH Research Impact

5
NIH Funded Institutions
(2024)

\$35,076,358
Total NIH Grant Funding
(2024)

98
Research Projects Funded
(2024)

NIH Funding Improves Research Opportunity

1 NCI Designated Cancer Center
327 NCI supported clinical trials

NIH Funding Improves Economic Opportunity

NIH grants created and supported more than **5,662 jobs** in 2022 and generated **\$773 million** in new economic activity.

Sources

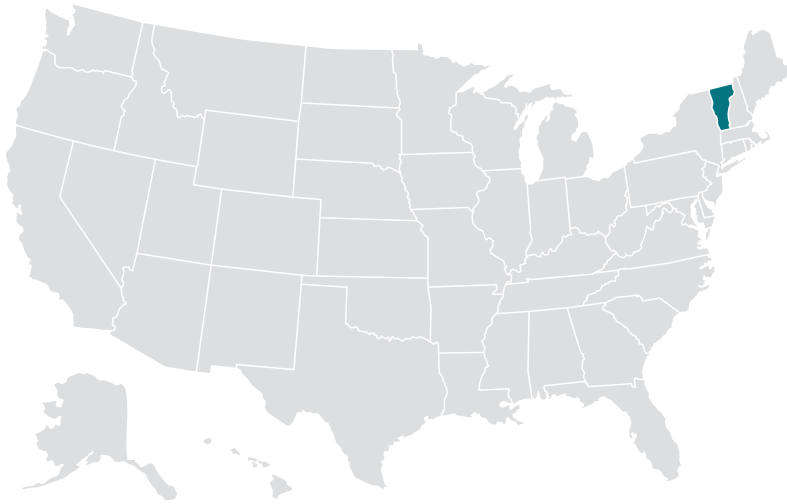
AMA Physician Masterfile, 2023
Enrollment Data Highlights
American Cancer Society Cancer Facts & Figures, 2024
Population, 2021
ASCO Workforce Information System
Census Bureau, 2023 Census Apportionment Results
CMS, Medicare Enrollment Dashboard, November 2023 FY2022

CMS Medicare Physician Compare, 2023
FY2022
Data.CMS.gov, Oncology Care Model
Data.Medicaid.gov, October 2023 Medicaid & CHIP Enrollment Data Highlights
Kaiser Family Foundation, Health Insurance Coverage of Total NCI National Designated Cancer Centers
NCI Supported Clinical Trials
NIH Awards by Location and Organization, U.S. FY 2024
United for Medical Research, State by State, U.S.

For more information visit asco.org or contact us at grassroots@asco.org



CANCER CARE IN VERMONT



ASCO Members: **57**
ASCO State Affiliate Members: **620**



Number of Oncology Practices: **8**
Number of Oncologists: **58**
*as of 2023

647,464 Total Population
2.8% Uninsured Rate
(Lowest Overall)
(Percent of Population and State Rank, 2021)

174,096 Medicaid & CHIP Beneficiaries
(September 2023)

162,815 Medicare Beneficiaries
(November 2023)

4,500 Cancer Cases Diagnosed
(Projected 2024)

39,470 Cancer Survivors
(Estimated 2023)

1,460 Cancer Deaths
(Projected 2024)

NIH Research Impact

2
NIH Funded
Institutions (2024)

\$8,285,605
Total NIH Grant Funding
(2024)

17
Research Projects Funded
(2024)

NIH Funding Improves Research Opportunity

0 NCI Designated Cancer Center
76 NCI supported clinical trials

NIH Funding Improves Economic Opportunity

NIH grants created and supported more than
1,026 jobs in 2022 and generated **\$146 million** in new economic activity.

Sources

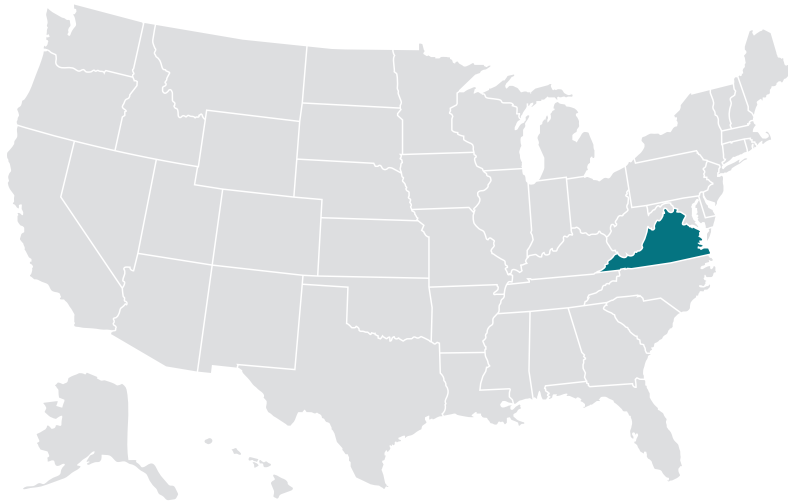
AMA Physician Masterfile, 2023
Enrollment Data Highlights
American Cancer Society Cancer Facts & Figures, 2024
Population, 2021
ASCO Workforce Information System
Census Bureau, 2023 Census Apportionment Results
CMS, Medicare Enrollment Dashboard, November 2023 FY2022

CMS Medicare Physician Compare, 2023
FY2022
Data.CMS.gov, Oncology Care Model
Data.Medicaid.gov, October 2023 Medicaid & CHIP Enrollment Data Highlights
Kaiser Family Foundation, Health Insurance Coverage of Total NCI National Designated Cancer Centers
NCI Supported Clinical Trials
NIH Awards by Location and Organization, U.S. FY 2024
United for Medical Research, State by State, U.S.

For more information visit asco.org or
contact us at grassroots@asco.org



CANCER CARE IN VIRGINIA



ASCO Members: 603
ASCO State Affiliate Members: 160



Number of Oncology Practices: 34
Number of Oncologists: 524
 *as of 2023

8,715,698 Total Population
6.2% Uninsured Rate
 (30th Highest) (Percent of Population and State Rank, 2021)

1,974,037 Medicaid & CHIP Beneficiaries
 (September 2023)

1,654,166 Medicare Beneficiaries
 (November 2023)

48,560 Cancer Cases Diagnosed
 (Projected 2024)

432,570 Cancer Survivors
 (Estimated 2023)

16,420 Cancer Deaths
 (Projected 2024)

NIH Research Impact

13
NIH Funded Institutions
 (2024)

\$64,190,354
Total NIH Grant Funding
 (2024)

175
Research Projects Funded
 (2024)

NIH Funding Improves Research Opportunity

2 NCI Designated Cancer Center
376 NCI supported clinical trials

NIH Funding Improves Economic Opportunity

NIH grants created and supported more than **9,202 jobs** in 2022 and generated **\$1.748 billion** in new economic activity.

Sources

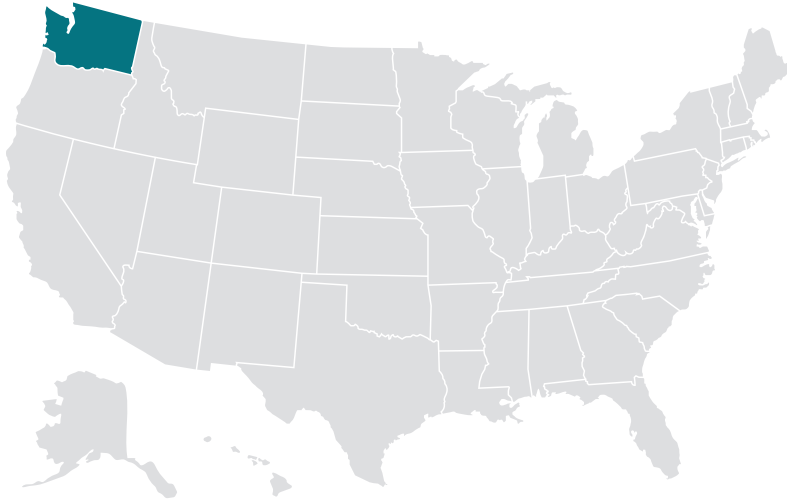
AMA Physician Masterfile, 2023
 Enrollment Data Highlights
 American Cancer Society Cancer Facts & Figures, 2024
 Population, 2021
 ASCO Workforce Information System
 Census Bureau, 2023 Census Apportionment Results
 CMS, Medicare Enrollment Dashboard, November 2023 FY2022

CMS Medicare Physician Compare, 2023
 FY2022
 Data.CMS.gov, Oncology Care Model
 Data.Medicaid.gov, October 2023 Medicaid & CHIP Enrollment Data Highlights
 Kaiser Family Foundation, Health Insurance Coverage of Total NCI Supported Clinical Trials
 NCI Supported Clinical Trials
 NIH Awards by Location and Organization, U.S. FY 2024
 United for Medical Research, State by State, U.S.

For more information visit asco.org or contact us at grassroots@asco.org



CANCER CARE IN WASHINGTON



ASCO Members: 759
ASCO State Affiliate Members: 78



Number of Oncology Practices: 33
Number of Oncologists: 646
*as of 2023

7,812,880 Total Population
7.2% Uninsured Rate
(22nd Highest)
(Percent of Population and State Rank, 2021)

1,945,030 Medicaid & CHIP Beneficiaries
(September 2023)

1,495,943 Medicare Beneficiaries
(November 2023)

44,470 Cancer Cases Diagnosed
(Projected 2024)

383,440 Cancer Survivors
(Estimated 2023)

13,640 Cancer Deaths
(Projected 2024)

NIH Research Impact

19
NIH Funded Institutions
(2024)

\$214,389,580
Total NIH Grant Funding
(2024)

256
Research Projects Funded
(2024)

NIH Funding Improves Research Opportunity

1 NCI Designated Cancer Center
610 NCI supported clinical trials

NIH Funding Improves Economic Opportunity

NIH grants created and supported more than **20,667 jobs** in 2022 and generated **\$3.567 billion** in new economic activity.

Sources

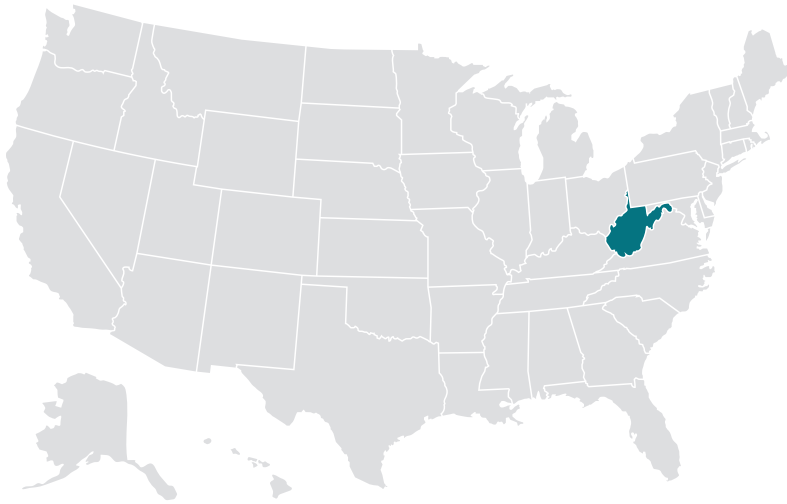
AMA Physician Masterfile, 2023
Enrollment Data Highlights
American Cancer Society Cancer Facts & Figures, 2024
Population, 2021
ASCO Workforce Information System
Census Bureau, 2023 Census Apportionment Results
CMS, Medicare Enrollment Dashboard, November 2023 FY2022

CMS Medicare Physician Compare, 2023 FY2022
Data.CMS.gov, Oncology Care Model
Data.Medicaid.gov, October 2023 Medicaid & CHIP Enrollment Data Highlights
Kaiser Family Foundation, Health Insurance Coverage of Total NCI National Designated Cancer Centers
NCI Supported Clinical Trials
NIH Awards by Location and Organization, U.S. FY 2024
United for Medical Research, State by State, U.S.

For more information visit asco.org or contact us at grassroots@asco.org



CANCER CARE IN WEST VIRGINIA



ASCO Members: 101
ASCO State Affiliate Members: 237



Number of Oncology Practices: 17
Number of Oncologists: 116
**as of 2023*

1,770,071 Total Population
6.7% Uninsured Rate
(26th Highest)
(Percent of Population and State Rank, 2021)

560,937 Medicaid & CHIP Beneficiaries
(September 2023)

448,931 Medicare Beneficiaries
(November 2023)

12,890 Cancer Cases Diagnosed
(Projected 2024)

111,180 Cancer Survivors
(Estimated 2023)

4,750 Cancer Deaths
(Projected 2024)

NIH Research Impact

3
NIH Funded Institutions
(2024)

\$3,448,849
Total NIH Grant Funding
(2024)

8
Research Projects Funded
(2024)

NIH Funding Improves Research Opportunity

0 NCI Designated Cancer Center
112 NCI supported clinical trials

NIH Funding Improves Economic Opportunity

NIH grants created and supported more than **952 jobs** in 2022 and generated **\$143 million** in new economic activity.

Sources

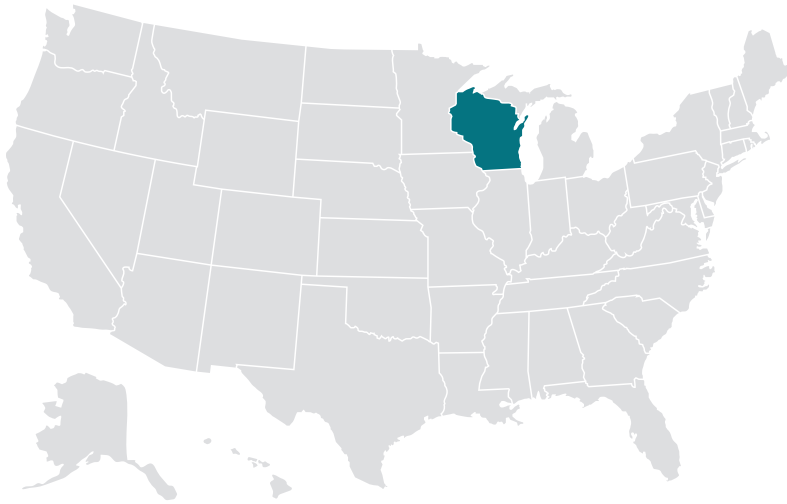
AMA Physician Masterfile, 2023
Enrollment Data Highlights
American Cancer Society Cancer Facts & Figures, 2024
Population, 2021
ASCO Workforce Information System
Census Bureau, 2023 Census Apportionment Results
CMS, Medicare Enrollment Dashboard, November 2023 FY2022

CMS Medicare Physician Compare, 2023 FY2022
Data.CMS.gov, Oncology Care Model
Data.Medicaid.gov, October 2023 Medicaid & CHIP Enrollment Data Highlights
Kaiser Family Foundation, Health Insurance Coverage of Total NCI National Designated Cancer Centers
NCI Supported Clinical Trials
NIH Awards by Location and Organization, U.S. FY 2024
United for Medical Research, State by State, U.S.

For more information visit asco.org or contact us at grassroots@asco.org



CANCER CARE IN WISCONSIN



ASCO Members: 451
ASCO State Affiliate Members: 676



Number of Oncology Practices: 41
Number of Oncologists: 493
*as of 2023

5,910,955 Total Population
5.9% Uninsured Rate
(35th Highest) (Percent of Population and State Rank, 2021)

1,362,091 Medicaid & CHIP Beneficiaries
(September 2023)

1,290,048 Medicare Beneficiaries
(November 2023)

39,750 Cancer Cases Diagnosed
(Projected 2024)

336,080 Cancer Survivors
(Estimated 2023)

11,700 Cancer Deaths
(Projected 2024)

NIH Research Impact

8
NIH Funded Institutions
(2024)

\$67,719,962
Total NIH Grant Funding
(2024)

157
Research Projects Funded
(2024)

NIH Funding Improves Research Opportunity

1 NCI Designated Cancer Center
432 NCI supported clinical trials

NIH Funding Improves Economic Opportunity

NIH grants created and supported more than **9,067 jobs** in 2022 and generated **\$1.329 billion** in new economic activity.

Sources

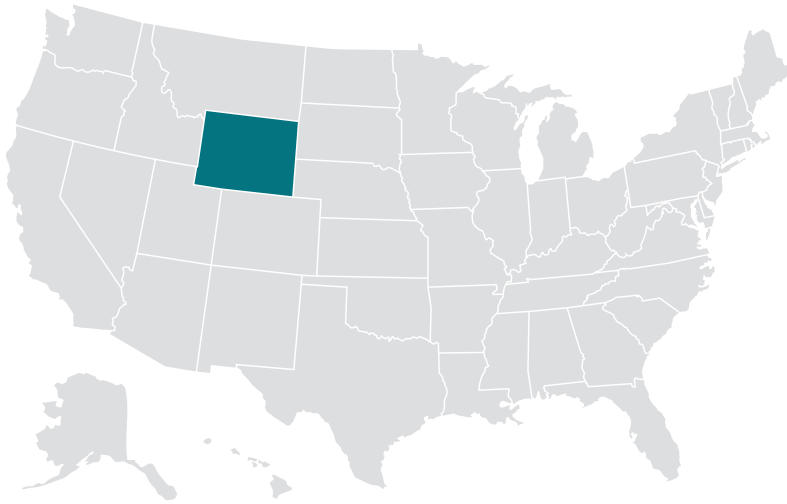
AMA Physician Masterfile, 2023
Enrollment Data Highlights
American Cancer Society Cancer Facts & Figures, 2024
Population, 2021
ASCO Workforce Information System
Census Bureau, 2023 Census Apportionment Results
CMS, Medicare Enrollment Dashboard, November 2023 FY2022

CMS Medicare Physician Compare, 2023
FY2022
Data.CMS.gov, Oncology Care Model
Data.Medicaid.gov, October 2023 Medicaid & CHIP Enrollment Data Highlights
Kaiser Family Foundation, Health Insurance Coverage of Total NCI National Designated Cancer Centers
NCI Supported Clinical Trials
NIH Awards by Location and Organization, U.S. FY 2024
United for Medical Research, State by State, U.S.

For more information visit asco.org or contact us at grassroots@asco.org



CANCER CARE IN WYOMING



ASCO Members: **12**
ASCO State Affiliate Members: **55**



Number of Oncology Practices: **12**
Number of Oncologists: **42**
*as of 2023

584,057 Total Population
8.5% Uninsured Rate
(14th Highest)
(Percent of Population and State Rank, 2021)

78,389 Medicaid & CHIP Beneficiaries
(September 2023)

124,808 Medicare Beneficiaries
(November 2023)

3,320 Cancer Cases Diagnosed
(Projected 2024)

28,500 Cancer Survivors
(Estimated 2023)

1,320 Cancer Deaths
(Projected 2024)

NIH Research Impact

1
NIH Funded Institutions (2024)

\$401,287
Total NIH Grant Funding (2024)

2
Research Projects Funded (2024)

NIH Funding Improves Research Opportunity

0 NCI Designated Cancer Center
64 NCI supported clinical trials

NIH Funding Improves Economic Opportunity

NIH grants created and supported more than **350 jobs** in 2022 and generated **\$52 million** in new economic activity.

Sources

AMA Physician Masterfile, 2023
Enrollment Data Highlights
American Cancer Society Cancer Facts & Figures, 2024
Population, 2021
ASCO Workforce Information System
Census Bureau, 2023 Census Apportionment Results
CMS, Medicare Enrollment Dashboard, November 2023 FY2022

CMS Medicare Physician Compare, 2023 FY2022
Data.CMS.gov, Oncology Care Model
Data.Medicaid.gov, October 2023 Medicaid & CHIP Enrollment Data Highlights
Kaiser Family Foundation, Health Insurance Coverage of Total NCI National Designated Cancer Centers
NCI Supported Clinical Trials
NIH Awards by Location and Organization, U.S. FY 2024
United for Medical Research, State by State, U.S.

For more information visit asco.org or contact us at grassroots@asco.org

