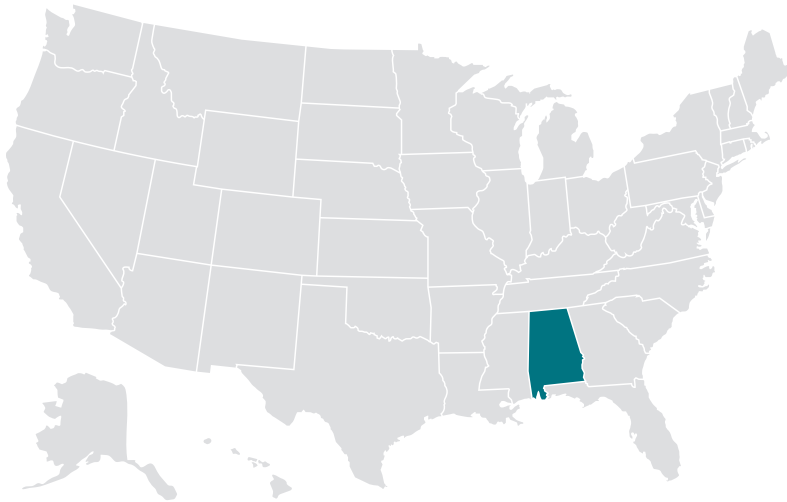


CANCER CARE IN ALABAMA



ASCO Members: **299**

ASCO State Affiliate Members: **915**



Number of Oncology Practices: **28**

Number of Oncologists: **279**



293 practices are certified by
ASCO's Quality Oncology Practice
Initiative; **2** are in Alabama.

5,074,296 Total Population
7.6% Uninsured Rate
(19th Highest)
(Percent of Population
and Rank from High to
Low, 2021)

1,167,685 Medicaid & CHIP
Beneficiaries
(December 2022)

1,083,241 Medicare
Beneficiaries
(December 2022)

30,730 Cancer Cases
Diagnosed
(Projected 2023)

251,930 Cancer Survivors
(Projected 2023)

10,640 Cancer Deaths
(Projected 2023)

NIH Research Impact

21
NIH Funded Institutions
(2022)

\$385,082,926
Total NIH Grant Funding
(2022)

736
Research Projects Funded
(2022)

NIH Funding Improves Research Opportunity
1 NCI Designated Cancer Center
279 NCI supported clinical trials

NIH Funding Improves Economic Opportunity
NIH grants created and supported more than
6,092 jobs in 2022 and generated **\$935 million** in
new economic activity.

Sources

AMA Physician Masterfile, 2023
American Cancer Society Cancer Statistics Center, 2023
ASCO Workforce Information System
Census Bureau, 2023 Census Apportionment Results
CMS, Medicare Enrollment Dashboard, December 2022
CMS Medicare Physician Compare, 2023
Data.CMS.gov, Oncology Care Model

Data.Medicaid.gov, December 2022 Medicaid & CHIP Enrollment Data
Highlights
Kaiser Family Foundation, Health Insurance Coverage of Total Population,
2021
NCI National Designated Cancer Centers
NCI Supported Clinical Trials
NIH Awards by Location & Organization, U.S. FY 2022
United for Medical Research, State by State, U.S. FY 2022

For more information visit asco.org or
contact us at grassroots@asco.org



CANCER CARE IN ALASKA



ASCO Members: **24**

ASCO State Affiliate Members: **30**



Number of Oncology Practices: **8**

Number of Oncologists: **50**



293 practices are certified by
ASCO's Quality Oncology Practice
Initiative; **2** are in Alaska.

733,583 Total Population
14% Uninsured Rate
(2nd Highest) (Percent of Population
and State Rank, 2021)

263,206 Medicaid & CHIP
Beneficiaries
(December 2022)

111,041 Medicare
Beneficiaries
(December 2022)

3,390 Cancer Cases
Diagnosed
(Projected 2023)

30,080 Cancer Survivors
(Projected 2023)

1,150 Cancer Deaths
(Projected 2023)

NIH Research Impact

6
NIH Funded Institutions
(2022)

\$16,669,832
Total NIH Grant Funding
(2022)

25
Research Projects Funded
(2022)

NIH Funding Improves Research Opportunity
0 NCI Designated Cancer Center
110 NCI supported clinical trials

NIH Funding Improves Economic Opportunity
NIH grants created and supported more than
467 jobs in 2022 and generated **\$70 million** in
new economic activity.

Sources

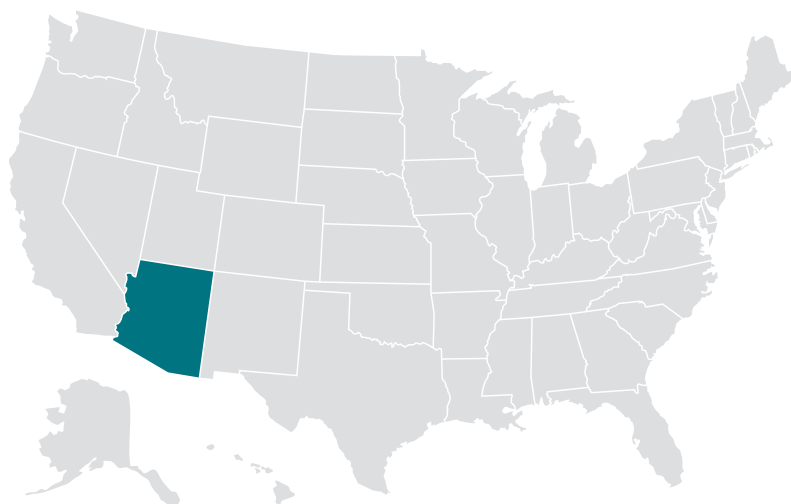
AMA Physician Masterfile, 2023
American Cancer Society Cancer Statistics Center, 2023
ASCO Workforce Information System
Census Bureau, 2023 Census Apportionment Results
CMS, Medicare Enrollment Dashboard, December 2022
CMS Medicare Physician Compare, 2023
Data.CMS.gov, Oncology Care Model

Data.Medicaid.gov, December 2022 Medicaid & CHIP Enrollment Data
Highlights
Kaiser Family Foundation, Health Insurance Coverage of Total Population,
2021
NCI National Designated Cancer Centers
NCI Supported Clinical Trials
NIH Awards by Location & Organization, U.S. FY 2022
United for Medical Research, State by State, U.S. FY 2022

For more information visit asco.org or
contact us at grassroots@asco.org



CANCER CARE IN ARIZONA



ASCO Members: **504**
ASCO State Affiliate Members: **167**



Number of Oncology Practices: **32**
Number of Oncologists: **490**



293 practices are certified by
ASCO's Quality Oncology Practice
Initiative; **6** are in Arizona.

7,359,197 Total Population
10% Uninsured Rate
(10th Highest) (Percent of Population
and State Rank, 2021)

2,291,196 Medicaid & CHIP
Beneficiaries
(December 2022)
1,427,280 Medicare
Beneficiaries
(December 2022)

41,120 Cancer Cases
Diagnosed
(Projected 2023)
308,160 Cancer Survivors
(Projected 2023)
13,460 Cancer Deaths
(Projected 2023)

NIH Research Impact

41
NIH Funded Institutions
(2022)

\$346,327,969
Total NIH Grant Funding
(2022)

605
Research Projects Funded
(2022)

NIH Funding Improves Research Opportunity
2 NCI Designated Cancer Center
413 NCI supported clinical trials

NIH Funding Improves Economic Opportunity
NIH grants created and supported more than
7,052 jobs in 2022 and generated **\$1.04 billion**
in new economic activity.

Sources

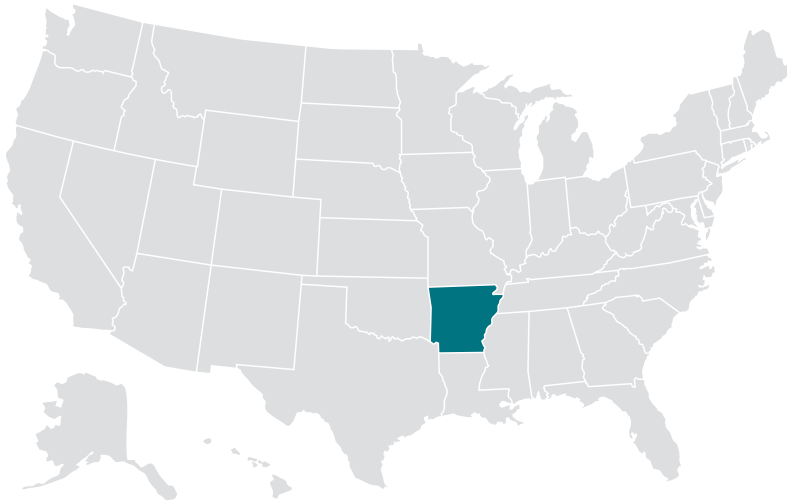
AMA Physician Masterfile, 2023
American Cancer Society Cancer Statistics Center, 2023
ASCO Workforce Information System
Census Bureau, 2023 Census Apportionment Results
CMS, Medicare Enrollment Dashboard, December 2022
CMS Medicare Physician Compare, 2023
Data.CMS.gov, Oncology Care Model

Data.Medicaid.gov, December 2022 Medicaid & CHIP Enrollment Data
Highlights
Kaiser Family Foundation, Health Insurance Coverage of Total Population,
2021
NCI National Designated Cancer Centers
NCI Supported Clinical Trials
NIH Awards by Location & Organization, U.S FY 2022
United for Medical Research, State by State, U.S. FY 2022

For more information visit asco.org or
contact us at grassroots@asco.org



CANCER CARE IN ARKANSAS



ASCO Members: **107**



Number of Oncology Practices: **20**

Number of Oncologists: **164**



293 practices are certified by
ASCO's Quality Oncology Practice
Initiative; **3** are in Arkansas.

3,045,637 Total Population

9.1% Uninsured Rate
(12th Highest)
(Percent of Population
and State Rank, 2021)

1,035,768 Medicaid & CHIP
Beneficiaries
(December 2022)

659,940 Medicare
Beneficiaries
(December 2022)

18,670 Cancer Cases
Diagnosed
(Projected 2023)

154,660 Cancer Survivors
(Projected 2023)

6,340 Cancer Deaths
(Projected 2023)

NIH Research Impact

13

NIH Funded Institutions
(2022)

\$103,991,366

Total NIH Grant Funding
(2022)

159

Research Projects Funded
(2022)

NIH Funding Improves Research Opportunity

0 NCI Designated Cancer Center
165 NCI supported clinical trials

NIH Funding Improves Economic Opportunity

NIH grants created and supported more than
2,020 jobs in 2022 and generated **\$281 million**
in new economic activity.

Sources

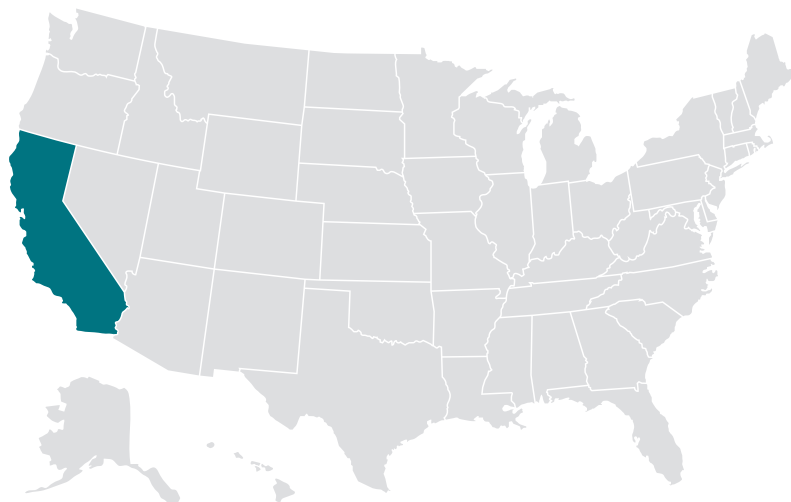
AMA Physician Masterfile, 2023
American Cancer Society Cancer Statistics Center, 2023
ASCO Workforce Information System
Census Bureau, 2023 Census Apportionment Results
CMS, Medicare Enrollment Dashboard, December 2022
CMS Medicare Physician Compare, 2023
Data.CMS.gov, Oncology Care Model

Data.Medicaid.gov, December 2022 Medicaid & CHIP Enrollment Data
Highlights
Kaiser Family Foundation, Health Insurance Coverage of Total Population,
2021
NCI National Designated Cancer Centers
NCI Supported Clinical Trials
NIH Awards by Location & Organization, U.S FY 2022
United for Medical Research, State by State, U.S. FY 2022

For more information visit asco.org or
contact us at grassroots@asco.org



CANCER CARE IN CALIFORNIA



ASCO Members: **4,185**

ASCO State Affiliate Members: **586**



Number of Oncology Practices: **133**

Number of Oncologists: **2,414**



293 practices are certified by ASCO's
Quality Oncology Practice Initiative;
14 are in California.

39,029,342 Total Population
7.5% Uninsured Rate
(20th Highest) (Percent of Population
and State Rank, 2021)

14,035,625 Medicaid & CHIP
Beneficiaries
(December 2022)

6,612,292 Medicare
Beneficiaries
(December 2022)

192,770 Cancer Cases
Diagnosed
(Projected 2023)

1,758,890 Cancer Survivors
(Projected 2023)

59,830 Cancer Deaths
(Projected 2023)

NIH Research Impact

456
NIH Funded Institutions
(2022)

\$5,477,694,813
Total NIH Grant Funding
(2022)

9,096
Research Projects Funded
(2022)

NIH Funding Improves Research Opportunity
10 NCI Designated Cancer Center
1,787 NCI supported clinical trials

NIH Funding Improves Economic Opportunity
NIH grants created and supported more than
86,470 jobs in 2022 and generated **\$15.37 billion**
in new economic activity.

Sources

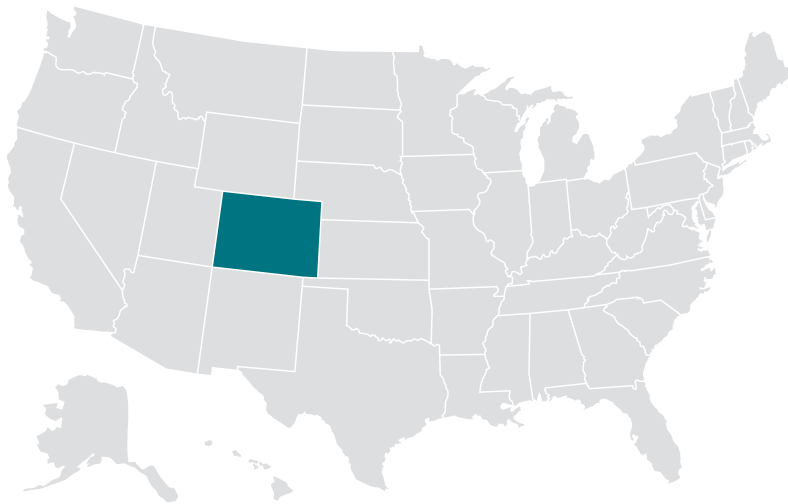
AMA Physician Masterfile, 2023
American Cancer Society Cancer Statistics Center, 2023
ASCO Workforce Information System
Census Bureau, 2023 Census Apportionment Results
CMS, Medicare Enrollment Dashboard, December 2022
CMS Medicare Physician Compare, 2023
Data.CMS.gov, Oncology Care Model

Data.Medicaid.gov, December 2022 Medicaid & CHIP Enrollment Data
Highlights
Kaiser Family Foundation, Health Insurance Coverage of Total Population,
2021
NCI National Designated Cancer Centers
NCI Supported Clinical Trials
NIH Awards by Location & Organization, U.S FY 2022
United for Medical Research, State by State, U.S. FY 2022

For more information visit asco.org or
contact us at grassroots@asco.org



CANCER CARE IN COLORADO



ASCO Members: **437**

ASCO State Affiliate Members: **535**



Number of Oncology Practices: **27**

Number of Oncologists: **391**



293 practices are certified by
ASCO's Quality Oncology Practice
Initiative; **3** are in Colorado.

5,839,926 Total Population
7.0% Uninsured Rate
(24th Highest) (Percent of Population
and State Rank, 2021)

1,692,321 Medicaid & CHIP
Beneficiaries
(December 2022)

982,162 Medicare
Beneficiaries
(December 2022)

28,920 Cancer Cases
Diagnosed
(Projected 2023)

250,460 Cancer Survivors
(Projected 2023)

8,650 Cancer Deaths
(Projected 2023)

NIH Research Impact

50
NIH Funded Institutions
(2022)

\$530,753,929
Total NIH Grant Funding
(2022)

1,268
Research Projects Funded
(2022)

NIH Funding Improves Research Opportunity

1 NCI Designated Cancer Center
496 NCI supported clinical trials

NIH Funding Improves Economic Opportunity

NIH grants created and supported more than
9,902 jobs in 2022 and generated **\$1.57 billion**
in new economic activity.

Sources

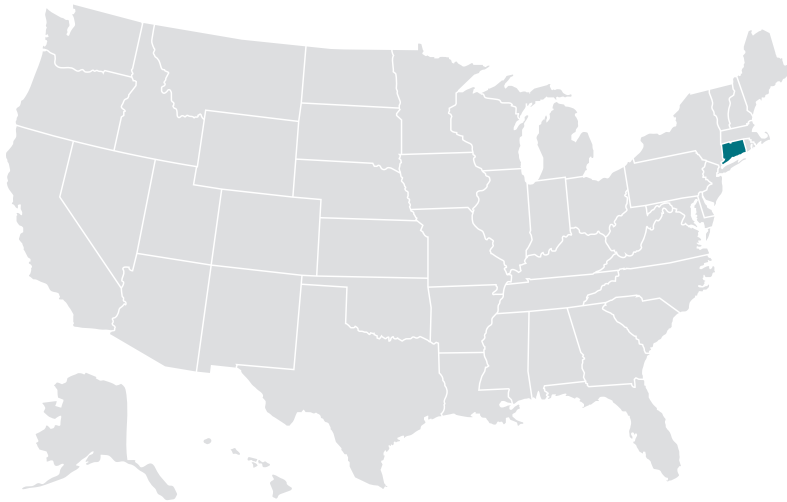
AMA Physician Masterfile, 2023
American Cancer Society Cancer Statistics Center, 2023
ASCO Workforce Information System
Census Bureau, 2023 Census Apportionment Results
CMS, Medicare Enrollment Dashboard, December 2022
CMS Medicare Physician Compare, 2023
Data.CMS.gov, Oncology Care Model

Data.Medicaid.gov, December 2022 Medicaid & CHIP Enrollment Data
Highlights
Kaiser Family Foundation, Health Insurance Coverage of Total Population,
2021
NCI National Designated Cancer Centers
NCI Supported Clinical Trials
NIH Awards by Location & Organization, U.S. FY 2022
United for Medical Research, State by State, U.S. FY 2022

For more information visit asco.org or
contact us at grassroots@asco.org



CANCER CARE IN CONNECTICUT



ASCO Members: **561**

ASCO State Affiliate Members: **125**



Number of Oncology Practices: **27**

Number of Oncologists: **337**



293 practices are certified by
ASCO's Quality Oncology Practice
Initiative; **5** are in Connecticut.

3,626,205 Total Population
5.7% Uninsured Rate
(38th Highest) (Percent of Population
and State Rank, 2021)

1,007,603 Medicaid & CHIP
Beneficiaries
(December 2022)
716,012 Medicare
Beneficiaries
(November 2022)

23,480 Cancer Cases
Diagnosed
(Projected 2023)

224,530 Cancer Survivors
(Projected 2023)

6,440 Cancer Deaths
(Projected 2023)

NIH Research Impact

30
NIH Funded Institutions
(2022)

\$725,219,999
Total NIH Grant Funding
(2022)

1,475
Research Projects Funded
(2022)

NIH Funding Improves Research Opportunity
1 NCI Designated Cancer Center
318 NCI supported clinical trials

NIH Funding Improves Economic Opportunity
NIH grants created and supported more than
8,442 jobs in 2022 and generated **\$1.68 billion**
in new economic activity.

Sources

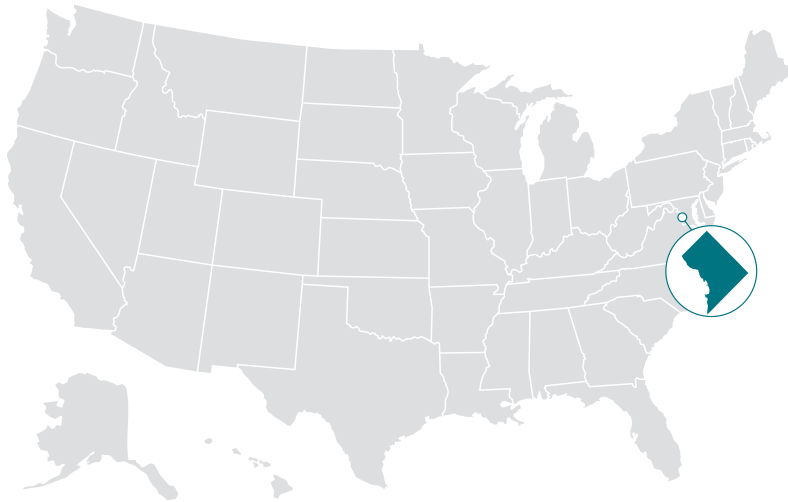
AMA Physician Masterfile, 2023
American Cancer Society Cancer Statistics Center, 2023
ASCO Workforce Information System
Census Bureau, 2023 Census Apportionment Results
CMS, Medicare Enrollment Dashboard, December 2022
CMS Medicare Physician Compare, 2023
Data.CMS.gov, Oncology Care Model

Data.Medicaid.gov, December 2022 Medicaid & CHIP Enrollment Data
Highlights
Kaiser Family Foundation, Health Insurance Coverage of Total Population,
2021
NCI National Designated Cancer Centers
NCI Supported Clinical Trials
NIH Awards by Location & Organization, U.S. FY 2022
United for Medical Research, State by State, U.S. FY 2022

For more information visit asco.org or
contact us at grassroots@asco.org



CANCER CARE IN DISTRICT OF COLUMBIA



ASCO Members: **225**

ASCO State Affiliate Members: **78**



Number of Oncology Practices: **10**

Number of Oncologists: **167**



293 practices are certified by ASCO's Quality Oncology Practice Initiative; **0** are in District of Columbia.

671,803 Total Population

3.8% Uninsured Rate

(45th Highest) (Percent of Population and State Rank, 2021)

292,727

Medicaid & CHIP Beneficiaries

(December 2022)

94,395

Medicare Beneficiaries

(December 2022)

3,520 Cancer Cases

Diagnosed

(Projected 2023)

27,940 Cancer Survivors

(Projected 2023)

990 Cancer Deaths

(Projected 2023)

NIH Research Impact

41

NIH Funded Institutions
(2022)

\$241,675,120

Total NIH Grant Funding
(2022)

472

Research Projects Funded
(2022)

NIH Funding Improves Research Opportunity

1 NCI Designated Cancer Center

243 NCI supported clinical trials

NIH Funding Improves Economic Opportunity

NIH grants created and supported more than

787 jobs in 2022 and generated **\$473 million** in new economic activity.

Sources

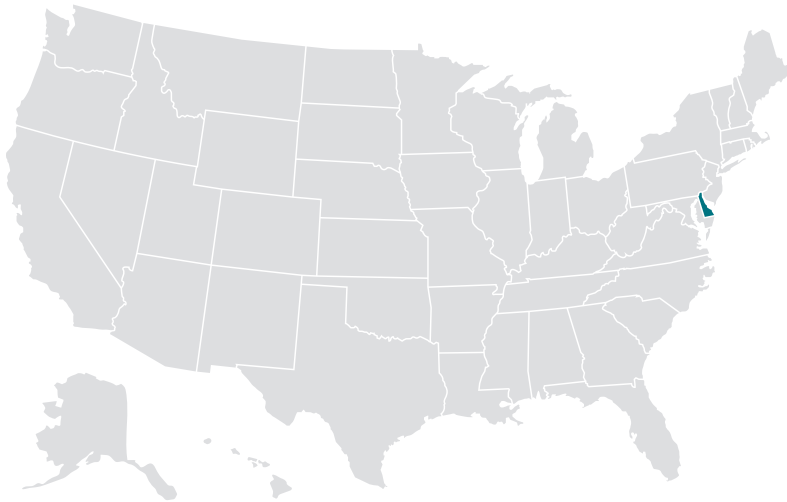
AMA Physician Masterfile, 2023
American Cancer Society Cancer Statistics Center, 2023
ASCO Workforce Information System
Census Bureau, 2023 Census Apportionment Results
CMS, Medicare Enrollment Dashboard, December 2022
CMS Medicare Physician Compare, 2023
Data.CMS.gov, Oncology Care Model

Data.Medicaid.gov, December 2022 Medicaid & CHIP Enrollment Data
Highlights
Kaiser Family Foundation, Health Insurance Coverage of Total Population, 2021
NCI National Designated Cancer Centers
NCI Supported Clinical Trials
NIH Awards by Location & Organization, U.S. FY 2022
United for Medical Research, State by State, U.S. FY 2022

For more information visit asco.org or
contact us at grassroots@asco.org



CANCER CARE IN DELAWARE



ASCO Members: **78**

ASCO State Affiliate Members: **63**



Number of Oncology Practices: **5**

Number of Oncologists: **76**



293 practices are certified by
ASCO's Quality Oncology Practice
Initiative; **3** are in Delaware.

1,018,396 Total Population
6.3% Uninsured Rate
(28th Highest) (Percent of Population
and State Rank, 2021)

300,480 Medicaid & CHIP
Beneficiaries
(December 2022)

229,588 Medicare
Beneficiaries
(December 2022)

7,240 Cancer Cases
Diagnosed
(Projected 2023)

58,330 Cancer Survivors
(Projected 2023)

2,230 Cancer Deaths
(Projected 2023)

NIH Research Impact

14
NIH Funded Institutions
(2022)

\$78,228,276
Total NIH Grant Funding
(2022)

138
Research Projects Funded
(2022)

NIH Funding Improves Research Opportunity
0 NCI Designated Cancer Center
135 NCI supported clinical trials

NIH Funding Improves Economic Opportunity
NIH grants created and supported more than
865 jobs in 2022 and generated **\$203 million**
in new economic activity.

Sources

AMA Physician Masterfile, 2023
American Cancer Society Cancer Statistics Center, 2023
ASCO Workforce Information System
Census Bureau, 2023 Census Apportionment Results
CMS, Medicare Enrollment Dashboard, December 2022
CMS Medicare Physician Compare, 2023
Data.CMS.gov, Oncology Care Model

Data.Medicaid.gov, December 2022 Medicaid & CHIP Enrollment Data
Highlights
Kaiser Family Foundation, Health Insurance Coverage of Total Population,
2021
NCI National Designated Cancer Centers
NCI Supported Clinical Trials
NIH Awards by Location & Organization, U.S. FY 2022
United for Medical Research, State by State, U.S. FY 2022

For more information visit asco.org or
contact us at grassroots@asco.org



CANCER CARE IN FLORIDA



ASCO Members: **1,699**

ASCO State Affiliate Members: **4,459**



Number of Oncology Practices: **80**

Number of Oncologists: **1,563**



293 practices are certified by
ASCO's Quality Oncology Practice
Initiative; **13** are in Florida.

22,244,823 Total Population

12.7% Uninsured Rate
(4th Highest) (Percent of Population
and State Rank, 2021)

4,883,951 Medicaid & CHIP
Beneficiaries
(December 2022)

4,913,029 Medicare
Beneficiaries
(December 2022)

162,410 Cancer Cases
Diagnosed
(Projected 2023)

1,224,140 Cancer Survivors
(Projected 2023)

47,410 Cancer Deaths
(Projected 2023)

NIH Research Impact

67

NIH Funded Institutions
(2022)

\$839,642,634

Total NIH Grant Funding
(2022)

1,625

Research Projects Funded
(2022)

NIH Funding Improves Research Opportunity

3 NCI Designated Cancer Center
830 NCI supported clinical trials

NIH Funding Improves Economic Opportunity

NIH grants created and supported more than
19,262 jobs in 2022 and generated **\$2.69 billion**
in new economic activity.

Sources

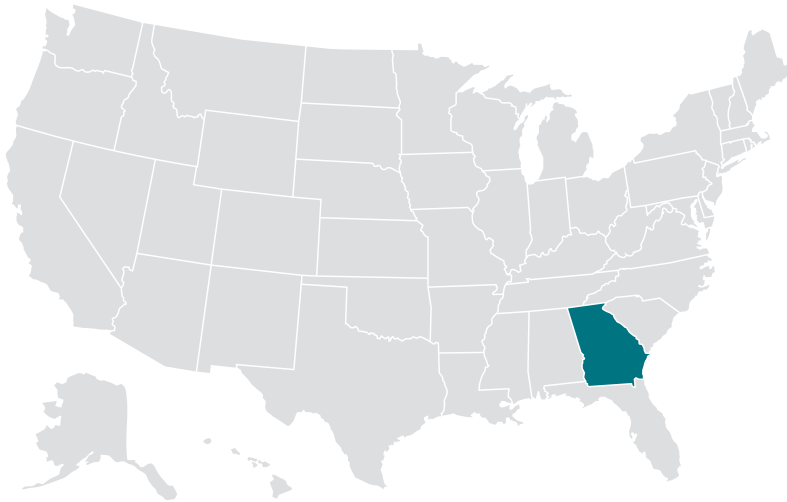
AMA Physician Masterfile, 2023
American Cancer Society Cancer Statistics Center, 2023
ASCO Workforce Information System
Census Bureau, 2023 Census Apportionment Results
CMS, Medicare Enrollment Dashboard, December 2022
CMS Medicare Physician Compare, 2023
Data.CMS.gov, Oncology Care Model

Data.Medicaid.gov, December 2022 Medicaid & CHIP Enrollment Data
Highlights
Kaiser Family Foundation, Health Insurance Coverage of Total Population,
2021
NCI National Designated Cancer Centers
NCI Supported Clinical Trials
NIH Awards by Location & Organization, U.S FY 2022
United for Medical Research, State by State, U.S. FY 2022

For more information visit asco.org or
contact us at grassroots@asco.org



CANCER CARE IN GEORGIA



ASCO Members: **676**

ASCO State Affiliate Members: **1,042**



Number of Oncology Practices: **37**

Number of Oncologists: **610**



293 practices are certified by
ASCO's Quality Oncology Practice
Initiative; **8** are in Georgia.

10,912,876 Total Population

12.3% Uninsured Rate
(5th Highest) (Percent of Population
and State Rank, 2021)

2,464,523 Medicaid & CHIP
Beneficiaries
(December 2022)

1,848,146 Medicare
Beneficiaries
(December 2022)

61,170 Cancer Cases
Diagnosed
(Projected 2023)

485,770 Cancer Survivors
(Projected 2023)

18,510 Cancer Deaths
(Projected 2023)

NIH Research Impact

47

NIH Funded Institutions
(2022)

\$842,409,215

Total NIH Grant Funding
(2022)

1,476

Research Projects Funded
(2022)

NIH Funding Improves Research Opportunity

1 NCI Designated Cancer Center
577 NCI supported clinical trials

NIH Funding Improves Economic Opportunity

NIH grants created and supported more than
17,340 jobs in 2022 and generated **\$2.46 billion**
in new economic activity.

Sources

AMA Physician Masterfile, 2023
American Cancer Society Cancer Statistics Center, 2023
ASCO Workforce Information System
Census Bureau, 2023 Census Apportionment Results
CMS, Medicare Enrollment Dashboard, December 2022
CMS Medicare Physician Compare, 2023
Data.CMS.gov, Oncology Care Model

Data.Medicaid.gov, December 2022 Medicaid & CHIP Enrollment Data
Highlights
Kaiser Family Foundation, Health Insurance Coverage of Total Population,
2021
NCI National Designated Cancer Centers
NCI Supported Clinical Trials
NIH Awards by Location & Organization, U.S. FY 2022
United for Medical Research, State by State, U.S. FY 2022

For more information visit asco.org or
contact us at grassroots@asco.org



CANCER CARE IN HAWAII



ASCO Members: **72**

ASCO State Affiliate Members: **153**



Number of Oncology Practices: **11**

Number of Oncologists: **92**



293 practices are certified by
ASCO's Quality Oncology Practice
Initiative; **2** are in Hawaii.

1,440,196 Total Population
4.3% Uninsured Rate
(44th Highest) (Percent of Population
and State Rank, 2021)

459,131 Medicaid & CHIP
Beneficiaries
(December 2022)

294,317 Medicare
Beneficiaries
(December 2022)

8,460 Cancer Cases
Diagnosed
(Projected 2023)

74,410 Cancer Survivors
(Projected 2023)

2,620 Cancer Deaths
(Projected 2023)

NIH Research Impact

9
NIH Funded Institutions
(2022)

\$57,531,969
Total NIH Grant Funding
(2022)

74
Research Projects Funded
(2022)

NIH Funding Improves Research Opportunity

1 NCI Designated Cancer Center
125 NCI supported clinical trials

NIH Funding Improves Economic Opportunity

NIH grants created and supported more than
1,228 jobs in 2022 and generated **\$181 million**
in new economic activity.

Sources

AMA Physician Masterfile, 2023
American Cancer Society Cancer Statistics Center, 2023
ASCO Workforce Information System
Census Bureau, 2023 Census Apportionment Results
CMS, Medicare Enrollment Dashboard, December 2022
CMS Medicare Physician Compare, 2023
Data.CMS.gov, Oncology Care Model

Data.Medicaid.gov, December 2022 Medicaid & CHIP Enrollment Data
Highlights
Kaiser Family Foundation, Health Insurance Coverage of Total Population,
2021
NCI National Designated Cancer Centers
NCI Supported Clinical Trials
NIH Awards by Location & Organization, U.S FY 2022
United for Medical Research, State by State, U.S. FY 2022

For more information visit asco.org or
contact us at grassroots@asco.org

