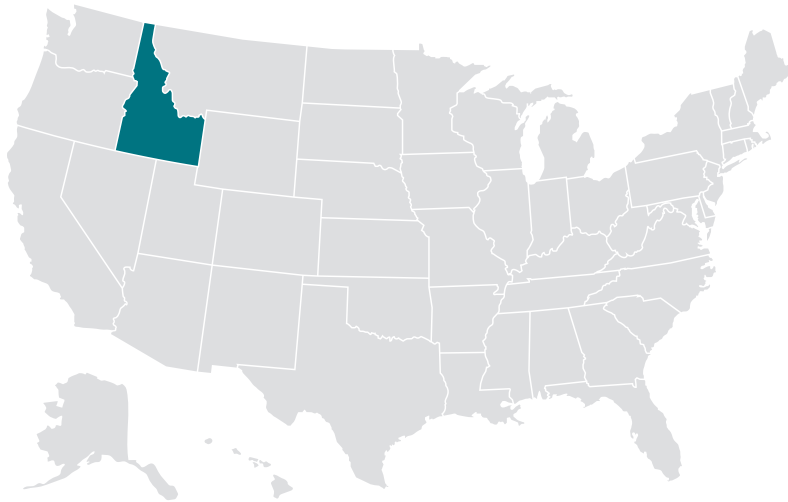


# CANCER CARE IN IDAHO



ASCO Members: **66**

ASCO State Affiliate Members: **311**



Number of Oncology Practices: **14**

Number of Oncologists: **93**



**293** practices are certified by  
ASCO's Quality Oncology Practice  
Initiative; **3** are in Idaho.

**1,939,033** Total Population

**9.5%** Uninsured Rate  
(11th Highest)  
(Percent of Population  
and State Rank, 2021)

**449,214** Medicaid & CHIP  
Beneficiaries  
(December 2022)

**371,080** Medicare  
Beneficiaries  
(December 2022)

**10,810** Cancer Cases  
Diagnosed  
(Projected 2023)

**82,950** Cancer Survivors  
(Projected 2023)

**3,120** Cancer Deaths  
(Projected 2023)

## NIH Research Impact

**8**

NIH Funded Institutions  
(2022)

**\$18,381,458**

Total NIH Grant Funding  
(2022)

**38**

Research Projects Funded  
(2022)

### NIH Funding Improves Research Opportunity

**0** NCI Designated Cancer Center  
**153** NCI supported clinical trials

### NIH Funding Improves Economic Opportunity

NIH grants created and supported more than  
**610 jobs** in 2022 and generated **\$95 million**  
in new economic activity.

#### Sources

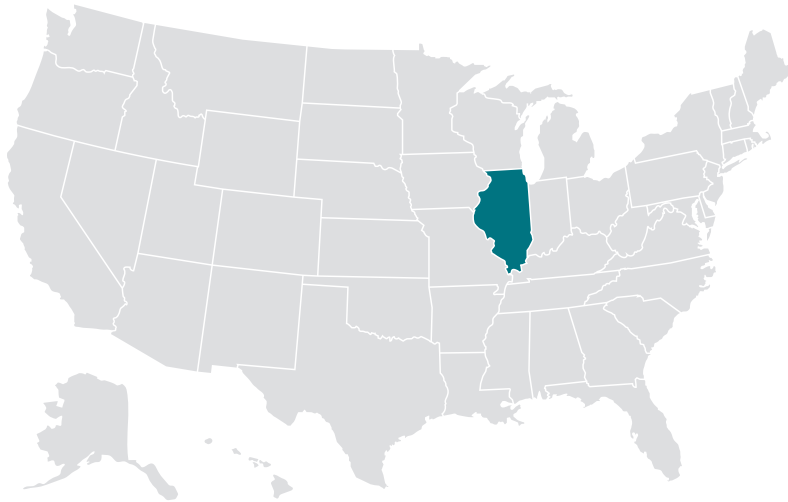
AMA Physician Masterfile, 2023  
American Cancer Society Cancer Statistics Center, 2023  
ASCO Workforce Information System  
Census Bureau, 2023 Census Apportionment Results  
CMS, Medicare Enrollment Dashboard, December 2022  
CMS Medicare Physician Compare, 2023  
Data.CMS.gov, Oncology Care Model

Data.Medicaid.gov, December 2022 Medicaid & CHIP Enrollment Data  
Highlights  
Kaiser Family Foundation, Health Insurance Coverage of Total Population,  
2021  
NCI National Designated Cancer Centers  
NCI Supported Clinical Trials  
NIH Awards by Location & Organization, U.S. FY 2022  
United for Medical Research, State by State, U.S. FY 2022

For more information visit [asco.org](https://asco.org) or  
contact us at [grassroots@asco.org](mailto:grassroots@asco.org)



# CANCER CARE IN ILLINOIS



ASCO Members: **1,298**

ASCO State Affiliate Members: **523**



Number of Oncology Practices: **69**

Number of Oncologists: **926**



**293** practices are certified by  
ASCO's Quality Oncology Practice  
Initiative; **27** are in Illinois.

**12,582,032** Total Population  
**6.6%** Uninsured Rate  
(27th Highest) (Percent of Population  
and State Rank, 2021)

**3,777,876** Medicaid & CHIP  
Beneficiaries  
(December 2022)

**2,316,850** Medicare  
Beneficiaries  
(December 2022)

**74,580** Cancer Cases  
Diagnosed  
(Projected 2023)

**698,090** Cancer Survivors  
(Projected 2023)

**23,380** Cancer Deaths  
(Projected 2023)

## NIH Research Impact

**92**  
NIH Funded Institutions  
(2022)

**\$1,197,971,579**  
Total NIH Grant Funding  
(2022)

**2,343**  
Research Projects Funded  
(2022)

**NIH Funding Improves Research Opportunity**  
**2** NCI Designated Cancer Center  
**696** NCI supported clinical trials

**NIH Funding Improves Economic Opportunity**  
NIH grants created and supported more than  
**20,973 jobs** in 2022 and generated **\$3.61 billion**  
in new economic activity.

### Sources

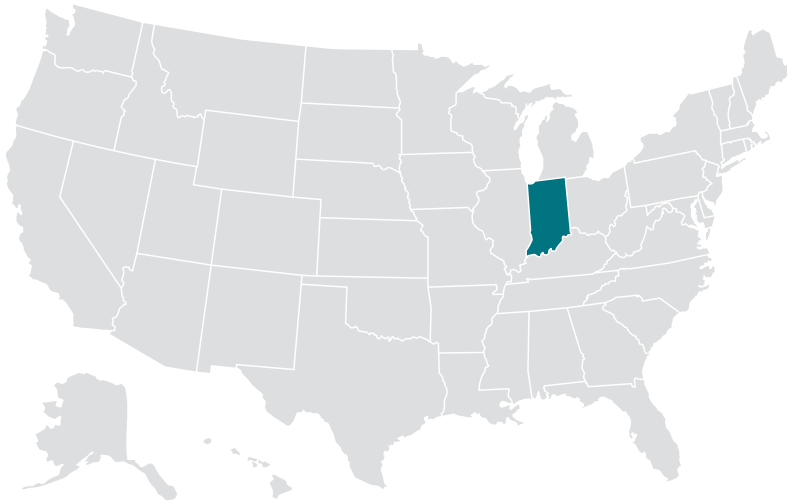
AMA Physician Masterfile, 2023  
American Cancer Society Cancer Statistics Center, 2023  
ASCO Workforce Information System  
Census Bureau, 2023 Census Apportionment Results  
CMS, Medicare Enrollment Dashboard, December 2022  
CMS Medicare Physician Compare, 2023  
Data.CMS.gov, Oncology Care Model

Data.Medicaid.gov, December 2022 Medicaid & CHIP Enrollment Data  
Highlights  
Kaiser Family Foundation, Health Insurance Coverage of Total Population,  
2021  
NCI National Designated Cancer Centers  
NCI Supported Clinical Trials  
NIH Awards by Location & Organization, U.S FY 2022  
United for Medical Research, State by State, U.S. FY 2022

For more information visit [asco.org](https://asco.org) or  
contact us at [grassroots@asco.org](mailto:grassroots@asco.org)



# CANCER CARE IN INDIANA



ASCO Members: **393**

ASCO State Affiliate Members: **150**



Number of Oncology Practices: **57**

Number of Oncologists: **452**



**293** practices are certified by  
ASCO's Quality Oncology Practice  
Initiative; **8** are in Indiana.

**6,833,037** Total Population

**5.2%** Uninsured Rate

(42nd Highest)  
(Percent of Population  
and State Rank, 2021)

**1,995,496** Medicaid & CHIP  
Beneficiaries

(December 2022)

**1,320,335** Medicare  
Beneficiaries

(December 2022)

**40,270** Cancer Cases  
Diagnosed

(Projected 2023)

**366,490** Cancer Survivors  
(Projected 2023)

**13,660** Cancer Deaths  
(Projected 2023)

## NIH Research Impact

**26**

NIH Funded Institutions  
(2022)

**\$369,878,277**

Total NIH Grant Funding  
(2022)

**789**

Research Projects Funded  
(2022)

### NIH Funding Improves Research Opportunity

**2** NCI Designated Cancer Center

**288** NCI supported clinical trials

### NIH Funding Improves Economic Opportunity

NIH grants created and supported more than  
**6,594 jobs** in 2022 and generated **\$1.02 billion**  
in new economic activity.

#### Sources

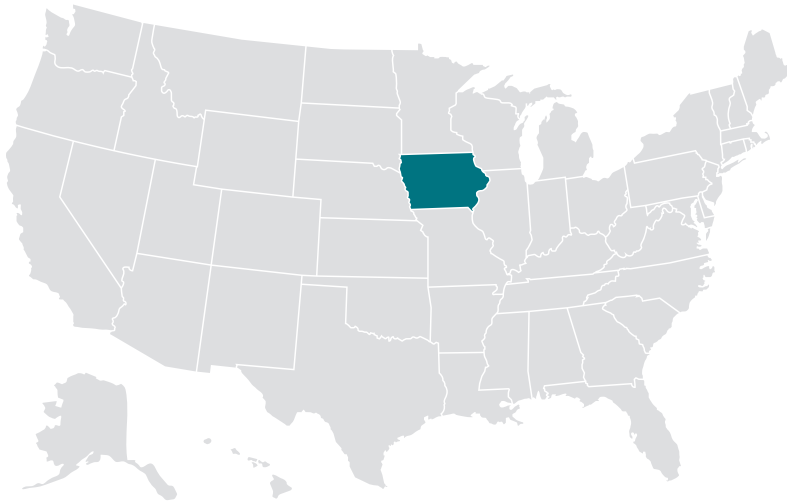
AMA Physician Masterfile, 2023  
American Cancer Society Cancer Statistics Center, 2023  
ASCO Workforce Information System  
Census Bureau, 2023 Census Apportionment Results  
CMS, Medicare Enrollment Dashboard, December 2022  
CMS Medicare Physician Compare, 2023  
Data.CMS.gov, Oncology Care Model

Data.Medicaid.gov, December 2022 Medicaid & CHIP Enrollment Data  
Highlights  
Kaiser Family Foundation, Health Insurance Coverage of Total Population,  
2021  
NCI National Designated Cancer Centers  
NCI Supported Clinical Trials  
NIH Awards by Location & Organization, U.S. FY 2022  
United for Medical Research, State by State, U.S. FY 2022

For more information visit [asco.org](https://asco.org) or  
contact us at [grassroots@asco.org](mailto:grassroots@asco.org)



# CANCER CARE IN IOWA



ASCO Members: **186**

ASCO State Affiliate Members: **73**



Number of Oncology Practices: **37**

Number of Oncologists: **206**



**293** practices are certified by  
ASCO's Quality Oncology Practice  
Initiative; **6** are in Iowa.

**3,200,517** Total Population  
**6.8%** Uninsured Rate  
(25th Highest) (Percent of Population  
and State Rank, 2021)

**845,136** Medicaid & CHIP  
Beneficiaries  
(December 2022)

**657,836** Medicare  
Beneficiaries  
(December 2022)

**20,460** Cancer Cases  
Diagnosed  
(Projected 2023)

**179,600** Cancer Survivors  
(Projected 2023)

**6,310** Cancer Deaths  
(Projected 2023)

## NIH Research Impact

**14**  
NIH Funded Institutions  
(2022)

**\$211,184,337**  
Total NIH Grant Funding  
(2022)

**469**  
Research Projects Funded  
(2022)

**NIH Funding Improves Research Opportunity**  
**1** NCI Designated Cancer Center  
**376** NCI supported clinical trials

**NIH Funding Improves Economic Opportunity**  
NIH grants created and supported more than  
**3,559 jobs** in 2022 and generated **\$520 million**  
in new economic activity.

### Sources

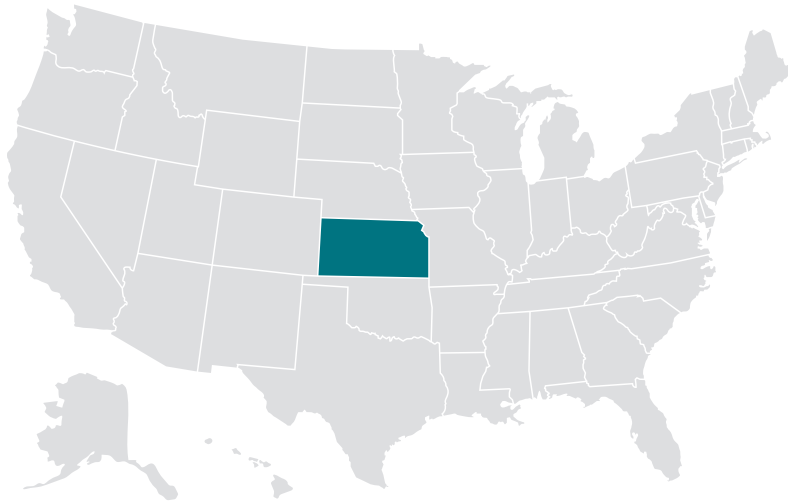
AMA Physician Masterfile, 2023  
American Cancer Society Cancer Statistics Center, 2023  
ASCO Workforce Information System  
Census Bureau, 2023 Census Apportionment Results  
CMS, Medicare Enrollment Dashboard, December 2022  
CMS Medicare Physician Compare, 2023  
Data.CMS.gov, Oncology Care Model

Data.Medicaid.gov, December 2022 Medicaid & CHIP Enrollment Data  
Highlights  
Kaiser Family Foundation, Health Insurance Coverage of Total Population,  
2021  
NCI National Designated Cancer Centers  
NCI Supported Clinical Trials  
NIH Awards by Location & Organization, U.S. FY 2022  
United for Medical Research, State by State, U.S. FY 2022

For more information visit [asco.org](https://asco.org) or  
contact us at [grassroots@asco.org](mailto:grassroots@asco.org)



# CANCER CARE IN KANSAS



ASCO Members: **196**

ASCO State Affiliate Members: **93**



Number of Oncology Practices: **24**

Number of Oncologists: **203**



**293** practices are certified by  
ASCO's Quality Oncology Practice  
Initiative; **4** are in Kansas.

**2,937,150** Total Population

**8.1%** Uninsured Rate  
(18th Highest) (Percent of Population  
and State Rank, 2021)

**500,358** Medicaid & CHIP  
Beneficiaries  
(December 2022)

**565,591** Medicare  
Beneficiaries  
(December 2022)

**16,840** Cancer Cases  
Diagnosed  
(Projected 2023)

**160,380** Cancer Survivors  
(Projected 2023)

**5,690** Cancer Deaths  
(Projected 2023)

## NIH Research Impact

**14**

NIH Funded Institutions  
(2022)

**\$129,085,077**

Total NIH Grant Funding  
(2022)

**278**

Research Projects Funded  
(2022)

### NIH Funding Improves Research Opportunity

**1** NCI Designated Cancer Center  
**309** NCI supported clinical trials

### NIH Funding Improves Economic Opportunity

NIH grants created and supported more than  
**2,310 jobs** in 2022 and generated **\$379 million**  
in new economic activity.

#### Sources

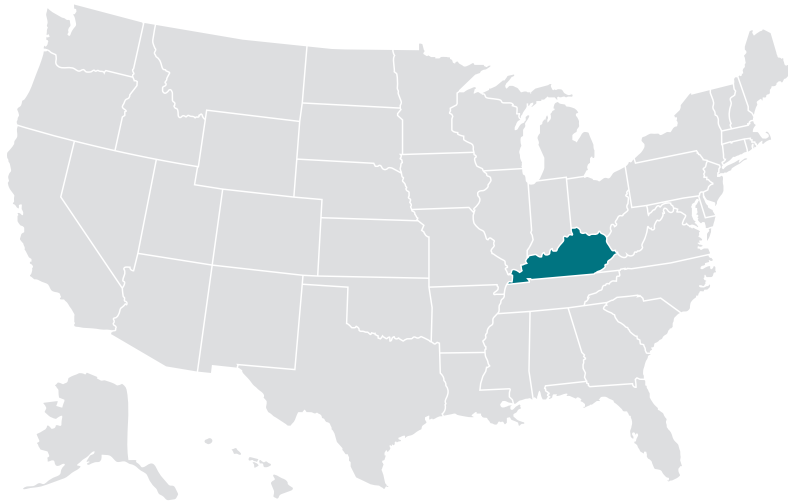
AMA Physician Masterfile, 2023  
American Cancer Society Cancer Statistics Center, 2023  
ASCO Workforce Information System  
Census Bureau, 2023 Census Apportionment Results  
CMS, Medicare Enrollment Dashboard, December 2022  
CMS Medicare Physician Compare, 2023  
Data.CMS.gov, Oncology Care Model

Data.Medicaid.gov, December 2022 Medicaid & CHIP Enrollment Data  
Highlights  
Kaiser Family Foundation, Health Insurance Coverage of Total Population,  
2021  
NCI National Designated Cancer Centers  
NCI Supported Clinical Trials  
NIH Awards by Location & Organization, U.S. FY 2022  
United for Medical Research, State by State, U.S. FY 2022

For more information visit [asco.org](https://asco.org) or  
contact us at [grassroots@asco.org](mailto:grassroots@asco.org)



# CANCER CARE IN KENTUCKY



ASCO Members: **249**

ASCO State Affiliate Members: **201**



Number of Oncology Practices: **36**

Number of Oncologists: **302**



**293** practices are certified by  
ASCO's Quality Oncology Practice  
Initiative; **3** are in Kentucky.

**4,512,310** Total Population  
**7.1%** Uninsured Rate  
(23rd Highest) (Percent of Population  
and State Rank, 2021)

**1,613,644** Medicaid & CHIP  
Beneficiaries  
(December 2022)

**960,453** Medicare  
Beneficiaries  
(December 2022)

**30,720** Cancer Cases  
Diagnosed  
(Projected 2023)

**249,090** Cancer Survivors  
(Projected 2023)

**10,090** Cancer Deaths  
(Projected 2023)

## NIH Research Impact

**23**  
NIH Funded Institutions  
(2022)

**\$240,685,314**  
Total NIH Grant Funding  
(2022)

**467**  
Research Projects Funded  
(2022)

**NIH Funding Improves Research Opportunity**  
**1** NCI Designated Cancer Center  
**245** NCI supported clinical trials

**NIH Funding Improves Economic Opportunity**  
NIH grants created and supported more than  
**4,198 jobs** in 2022 and generated **\$628 million**  
in new economic activity.

### Sources

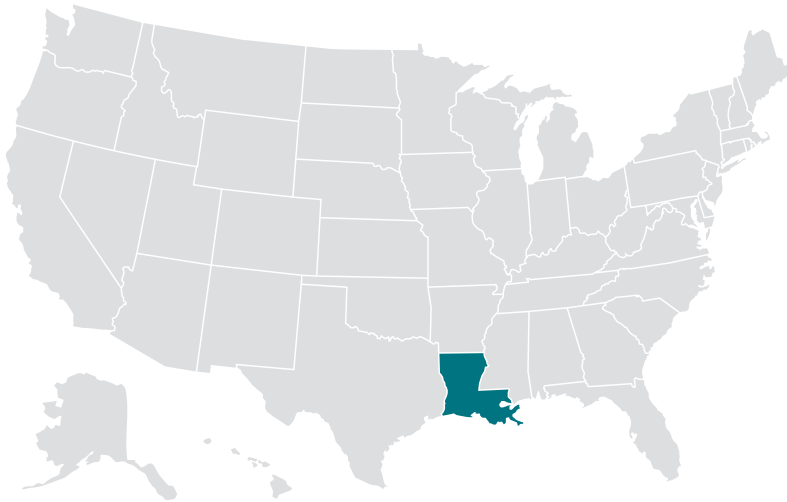
AMA Physician Masterfile, 2023  
American Cancer Society Cancer Statistics Center, 2023  
ASCO Workforce Information System  
Census Bureau, 2023 Census Apportionment Results  
CMS, Medicare Enrollment Dashboard, December 2022  
CMS Medicare Physician Compare, 2023  
Data.CMS.gov, Oncology Care Model

Data.Medicaid.gov, December 2022 Medicaid & CHIP Enrollment Data  
Highlights  
Kaiser Family Foundation, Health Insurance Coverage of Total Population,  
2021  
NCI National Designated Cancer Centers  
NCI Supported Clinical Trials  
NIH Awards by Location & Organization, U.S. FY 2022  
United for Medical Research, State by State, U.S. FY 2022

For more information visit [asco.org](https://asco.org) or  
contact us at [grassroots@asco.org](mailto:grassroots@asco.org)



# CANCER CARE IN LOUISIANA



ASCO Members: **256**

ASCO State Affiliate Members: **437**



Number of Oncology Practices: **38**

Number of Oncologists: **274**



**293** practices are certified by  
ASCO's Quality Oncology Practice  
Initiative; **5** are in Louisiana.

**4,590,241** Total Population  
**8.5%** Uninsured Rate  
(14th Highest) (Percent of Population  
and State Rank, 2021)

**1,892,195** Medicaid & CHIP  
Beneficiaries  
(December 2022)

**904,887** Medicare  
Beneficiaries  
(December 2022)

**28,580** Cancer Cases  
Diagnosed  
(Projected 2023)

**239,980** Cancer Survivors  
(Projected 2023)

**9,420** Cancer Deaths  
(Projected 2023)

## NIH Research Impact

**21**  
NIH Funded Institutions  
(2022)

**\$227,096,617**  
Total NIH Grant Funding  
(2022)

**410**  
Research Projects Funded  
(2022)

**NIH Funding Improves Research Opportunity**  
**0** NCI Designated Cancer Center  
**160** NCI supported clinical trials

**NIH Funding Improves Economic Opportunity**  
NIH grants created and supported more than  
**4,487 jobs** in 2022 and generated **\$631 million**  
in new economic activity.

### Sources

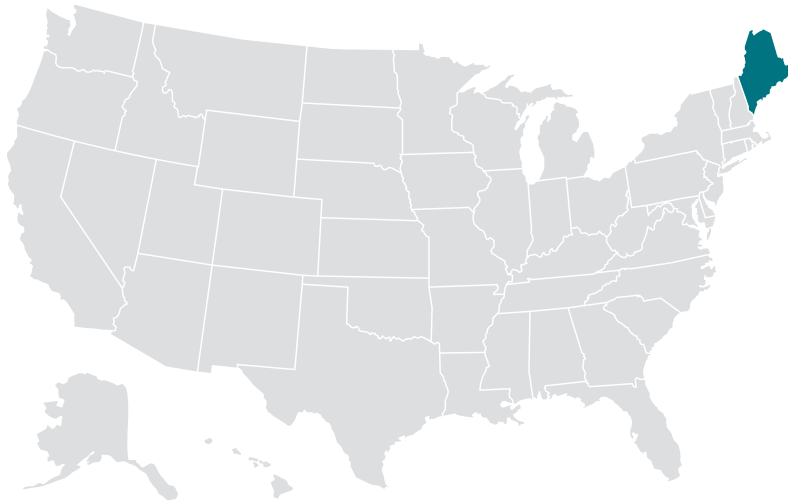
AMA Physician Masterfile, 2023  
American Cancer Society Cancer Statistics Center, 2023  
ASCO Workforce Information System  
Census Bureau, 2023 Census Apportionment Results  
CMS, Medicare Enrollment Dashboard, December 2022  
CMS Medicare Physician Compare, 2023  
Data.CMS.gov, Oncology Care Model

Data.Medicaid.gov, December 2022 Medicaid & CHIP Enrollment Data  
Highlights  
Kaiser Family Foundation, Health Insurance Coverage of Total Population,  
2021  
NCI National Designated Cancer Centers  
NCI Supported Clinical Trials  
NIH Awards by Location & Organization, U.S. FY 2022  
United for Medical Research, State by State, U.S. FY 2022

For more information visit [asco.org](https://asco.org) or  
contact us at [grassroots@asco.org](mailto:grassroots@asco.org)



# CANCER CARE IN MAINE



ASCO Members: **86**

ASCO State Affiliate Members: **569**



Number of Oncology Practices: **13**

Number of Oncologists: **113**



**293** practices are certified by  
ASCO's Quality Oncology Practice  
Initiative; **5** are in Maine.

**1,385,340** Total Population

**3.7%** Uninsured Rate  
(46th Highest) (Percent of Population  
and State Rank, 2021)

**366,526** Medicaid & CHIP  
Beneficiaries  
(December 2022)

**363,186** Medicare  
Beneficiaries  
(December 2022)

**10,490** Cancer Cases  
Diagnosed  
(Projected 2023)

**88,030** Cancer Survivors  
(Projected 2023)

**3,500** Cancer Deaths  
(Projected 2023)

## NIH Research Impact

**10**

NIH Funded Institutions  
(2022)

**\$112,741,238**

Total NIH Grant Funding  
(2022)

**172**

Research Projects Funded  
(2022)

### NIH Funding Improves Research Opportunity

**1** NCI Designated Cancer Center  
**121** NCI supported clinical trials

### NIH Funding Improves Economic Opportunity

NIH grants created and supported more than  
**1,950 jobs** in 2022 and generated **\$264 million**  
in new economic activity.

#### Sources

AMA Physician Masterfile, 2023  
American Cancer Society Cancer Statistics Center, 2023  
ASCO Workforce Information System  
Census Bureau, 2023 Census Apportionment Results  
CMS, Medicare Enrollment Dashboard, December 2022  
CMS Medicare Physician Compare, 2023  
Data.CMS.gov, Oncology Care Model

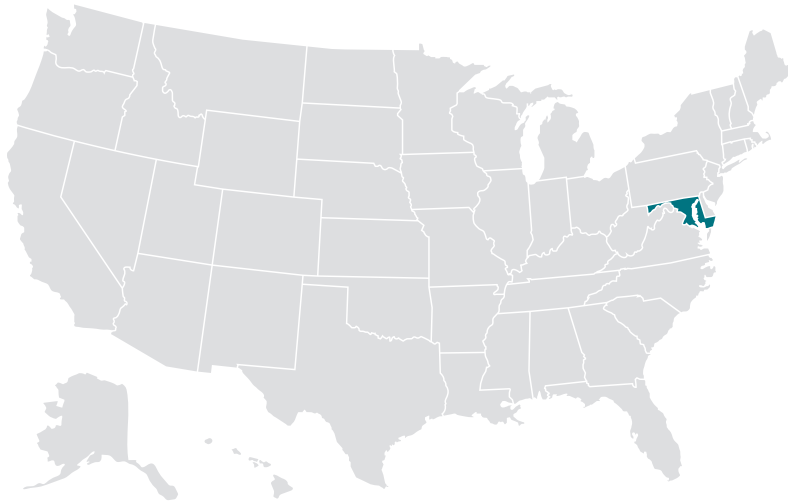
Data.Medicaid.gov, December 2022 Medicaid & CHIP Enrollment Data  
Highlights  
Kaiser Family Foundation, Health Insurance Coverage of Total Population,  
2021  
NCI National Designated Cancer Centers  
NCI Supported Clinical Trials  
NIH Awards by Location & Organization, U.S. FY 2022  
United for Medical Research, State by State, U.S. FY 2022

For more information visit [asco.org](https://asco.org) or  
contact us at [grassroots@asco.org](mailto:grassroots@asco.org)





# CANCER CARE IN MARYLAND



ASCO Members: **1,076**

ASCO State Affiliate Members: **778**



Number of Oncology Practices: **36**

Number of Oncologists: **546**



**293** practices are certified by  
ASCO's Quality Oncology Practice  
Initiative; **7** are in Maryland.

**6,164,660** Total Population

**6.5%** Uninsured Rate  
(29th Highest) (Percent of Population  
and State Rank, 2021)

**1,676,741** Medicaid & CHIP  
Beneficiaries  
(December 2022)

**1,094,422** Medicare  
Beneficiaries  
(December 2022)

**35,200** Cancer Cases  
Diagnosed  
(Projected 2023)

**275,420** Cancer Survivors  
(Projected 2023)

**11,090** Cancer Deaths  
(Projected 2023)

## NIH Research Impact

**145**  
NIH Funded Institutions  
(2022)

**\$2,407,450,506**  
Total NIH Grant Funding  
(2022)

**2,950**  
Research Projects Funded  
(2022)

### NIH Funding Improves Research Opportunity

**2** NCI Designated Cancer Center  
**814** NCI supported clinical trials

### NIH Funding Improves Economic Opportunity

NIH grants created and supported more than  
**30,932 jobs** in 2022 and generated **\$5.56 billion**  
in new economic activity.

#### Sources

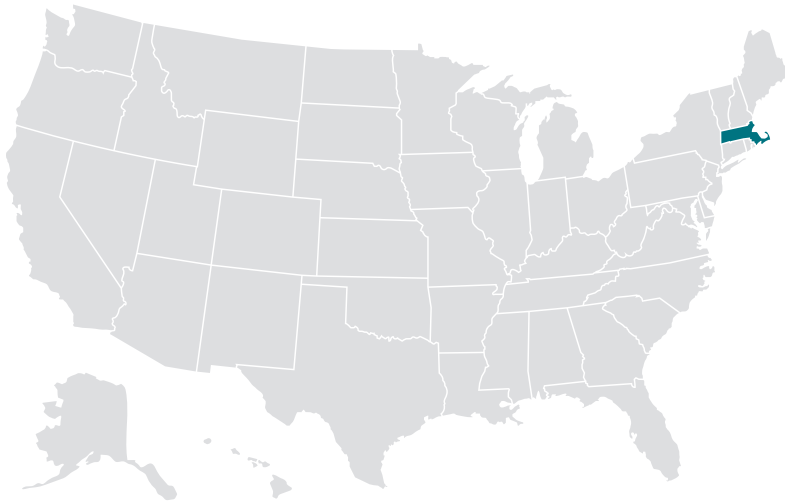
AMA Physician Masterfile, 2023  
American Cancer Society Cancer Statistics Center, 2023  
ASCO Workforce Information System  
Census Bureau, 2023 Census Apportionment Results  
CMS, Medicare Enrollment Dashboard, December 2022  
CMS Medicare Physician Compare, 2023  
Data.CMS.gov, Oncology Care Model

Data.Medicaid.gov, December 2022 Medicaid & CHIP Enrollment Data  
Highlights  
Kaiser Family Foundation, Health Insurance Coverage of Total Population,  
2021  
NCI National Designated Cancer Centers  
NCI Supported Clinical Trials  
NIH Awards by Location & Organization, U.S FY 2022  
United for Medical Research, State by State, U.S. FY 2022

For more information visit [asco.org](https://asco.org) or  
contact us at [grassroots@asco.org](mailto:grassroots@asco.org)



# CANCER CARE IN MASSACHUSETTS



ASCO Members: **1,847**

ASCO State Affiliate Members: **273**



Number of Oncology Practices: **43**

Number of Oncologists: **985**



**293** practices are certified by  
ASCO's Quality Oncology Practice  
Initiative; **5** are in Massachusetts.

**6,981,974** Total Population

**3%** Uninsured Rate  
(49th Highest)  
(Percent of Population  
and State Rank, 2021)

**1,968,385** Medicaid & CHIP  
Beneficiaries  
(December 2022)

**1,396,502** Medicare  
Beneficiaries  
(December 2022)

**42,880** Cancer Cases  
Diagnosed  
(Projected 2023)

**403,950** Cancer Survivors  
(Projected 2023)

**12,420** Cancer Deaths  
(Projected 2023)

## NIH Research Impact

**212**

NIH Funded Institutions  
(2022)

**\$3,281,811,936**

Total NIH Grant Funding  
(2022)

**5,810**

Research Projects Funded  
(2022)

### NIH Funding Improves Research Opportunity

**2** NCI Designated Cancer Center  
**1,020** NCI supported clinical trials

### NIH Funding Improves Economic Opportunity

NIH grants created and supported more than  
**39,957 jobs** in 2022 and generated **\$7.74 billion**  
in new economic activity.

#### Sources

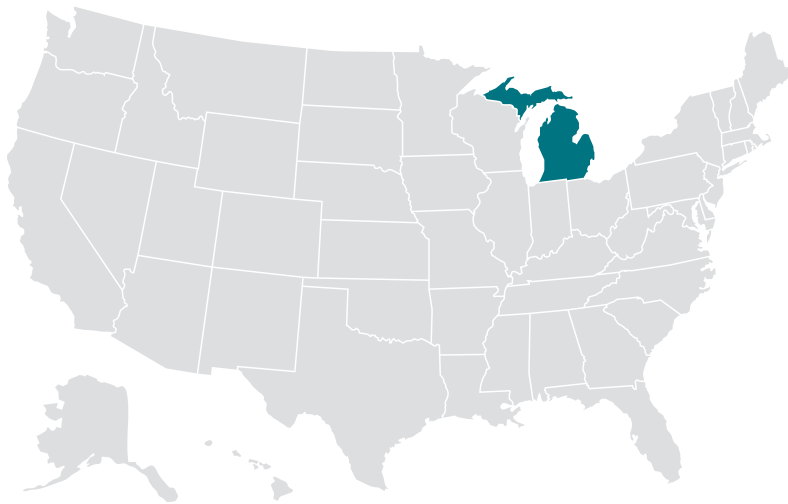
AMA Physician Masterfile, 2023  
American Cancer Society Cancer Statistics Center, 2023  
ASCO Workforce Information System  
Census Bureau, 2023 Census Apportionment Results  
CMS, Medicare Enrollment Dashboard, December 2022  
CMS Medicare Physician Compare, 2023  
Data.CMS.gov, Oncology Care Model

Data.Medicaid.gov, December 2022 Medicaid & CHIP Enrollment Data  
Highlights  
Kaiser Family Foundation, Health Insurance Coverage of Total Population,  
2021  
NCI National Designated Cancer Centers  
NCI Supported Clinical Trials  
NIH Awards by Location & Organization, U.S FY 2022  
United for Medical Research, State by State, U.S. FY 2022

For more information visit [asco.org](https://asco.org) or  
contact us at [grassroots@asco.org](mailto:grassroots@asco.org)



# CANCER CARE IN MICHIGAN



ASCO Members: **793**

ASCO State Affiliate Members: **534**



Number of Oncology Practices: **66**

Number of Oncologists: **653**



**293** practices are certified by  
ASCO's Quality Oncology Practice  
Initiative; **17** are in Michigan.

**10,034,113** Total Population  
**3%** Uninsured Rate  
(49th Highest) (Percent of Population  
and State Rank, 2021)

**3,034,700** Medicaid & CHIP  
Beneficiaries  
(December 2022)

**2,160,043** Medicare  
Beneficiaries  
(December 2022)

**61,910** Cancer Cases  
Diagnosed  
(Projected 2023)

**584,520** Cancer Survivors  
(Projected 2023)

**21,380** Cancer Deaths  
(Projected 2023)

## NIH Research Impact

**54**  
NIH Funded Institutions  
(2022)

**\$925,233,534**  
Total NIH Grant Funding  
(2022)

**1,916**  
Research Projects Funded  
(2022)

**NIH Funding Improves Research Opportunity**  
**2** NCI Designated Cancer Center  
**634** NCI supported clinical trials

**NIH Funding Improves Economic Opportunity**  
NIH grants created and supported more than  
**15,003 jobs** in 2022 and generated **\$2.41 billion**  
in new economic activity.

### Sources

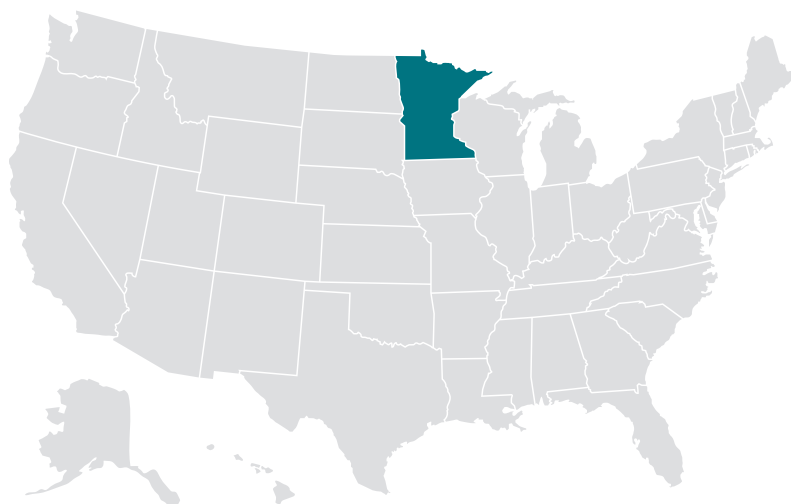
AMA Physician Masterfile, 2023  
American Cancer Society Cancer Statistics Center, 2023  
ASCO Workforce Information System  
Census Bureau, 2023 Census Apportionment Results  
CMS, Medicare Enrollment Dashboard, December 2022  
CMS Medicare Physician Compare, 2023  
Data.CMS.gov, Oncology Care Model

Data.Medicaid.gov, December 2022 Medicaid & CHIP Enrollment Data  
Highlights  
Kaiser Family Foundation, Health Insurance Coverage of Total Population,  
2021  
NCI National Designated Cancer Centers  
NCI Supported Clinical Trials  
NIH Awards by Location & Organization, U.S FY 2022  
United for Medical Research, State by State, U.S. FY 2022

For more information visit [asco.org](https://asco.org) or  
contact us at [grassroots@asco.org](mailto:grassroots@asco.org)



# CANCER CARE IN MINNESOTA



ASCO Members: **611**

ASCO State Affiliate Members: **544**



Number of Oncology Practices: **39**

Number of Oncologists: **559**



**293** practices are certified by  
ASCO's Quality Oncology Practice  
Initiative; **6** are in Minnesota.

**5,717,184** Total Population

**3.6%** Uninsured Rate  
(47th Highest) (Percent of Population  
and State Rank, 2021)

**1,373,387** Medicaid & CHIP  
Beneficiaries  
(December 2022)

**1,091,666** Medicare  
Beneficiaries  
(December 2022)

**34,380** Cancer Cases  
Diagnosed  
(Projected 2023)

**314,630** Cancer Survivors  
(Projected 2023)

**10,280** Cancer Deaths  
(Projected 2023)

## NIH Research Impact

**41**

NIH Funded Institutions  
(2022)

**\$760,023,280**

Total NIH Grant Funding  
(2022)

**1,287**

Research Projects Funded  
(2022)

### NIH Funding Improves Research Opportunity

**2** NCI Designated Cancer Center  
**671** NCI supported clinical trials

### NIH Funding Improves Economic Opportunity

NIH grants created and supported more than  
**11,485 jobs** in 2022 and generated **\$1.99 billion**  
in new economic activity.

#### Sources

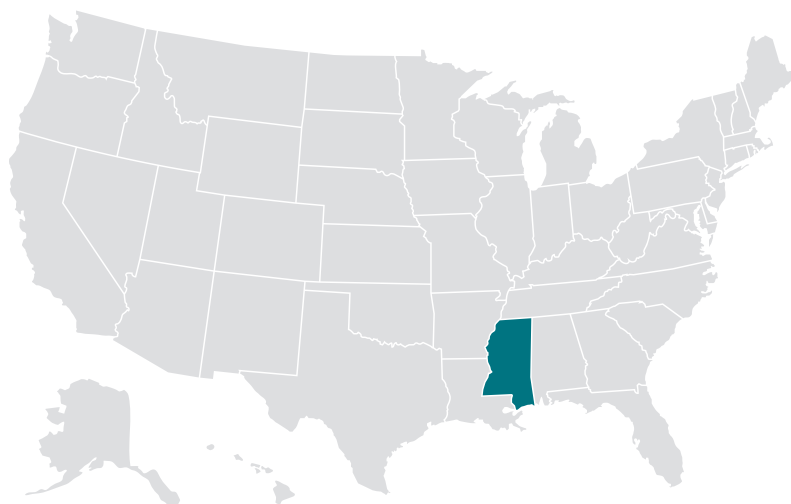
AMA Physician Masterfile, 2023  
American Cancer Society Cancer Statistics Center, 2023  
ASCO Workforce Information System  
Census Bureau, 2023 Census Apportionment Results  
CMS, Medicare Enrollment Dashboard, December 2022  
CMS Medicare Physician Compare, 2023  
Data.CMS.gov, Oncology Care Model

Data.Medicaid.gov, December 2022 Medicaid & CHIP Enrollment Data  
Highlights  
Kaiser Family Foundation, Health Insurance Coverage of Total Population,  
2021  
NCI National Designated Cancer Centers  
NCI Supported Clinical Trials  
NIH Awards by Location & Organization, U.S. FY 2022  
United for Medical Research, State by State, U.S. FY 2022

For more information visit [asco.org](https://asco.org) or  
contact us at [grassroots@asco.org](mailto:grassroots@asco.org)



# CANCER CARE IN MISSISSIPPI



ASCO Members: **476**

ASCO State Affiliate Members: **118**



Number of Oncology Practices: **16**

Number of Oncologists: **170**



**293** practices are certified by  
ASCO's Quality Oncology Practice  
Initiative; **0** are in Mississippi.

**2,940,057** Total Population

**11%** Uninsured Rate

(6th Highest) (Percent of Population  
and State Rank, 2021)

**770,251**

Medicaid & CHIP  
Beneficiaries

(December 2022)

**621,401**

Medicare  
Beneficiaries

(December 2022)

**18,210** Cancer Cases

Diagnosed

(Projected 2023)

**150,020** Cancer Survivors

(Projected 2023)

**6,690** Cancer Deaths

(Projected 2023)

## NIH Research Impact

**8**

NIH Funded Institutions  
(2022)

**\$61,497,076**

Total NIH Grant Funding  
(2022)

**106**

Research Projects Funded  
(2022)

### NIH Funding Improves Research Opportunity

**0** NCI Designated Cancer Center

**107** NCI supported clinical trials

### NIH Funding Improves Economic Opportunity

NIH grants created and supported more than  
**1,374 jobs** in 2022 and generated **\$193 million**  
in new economic activity.

#### Sources

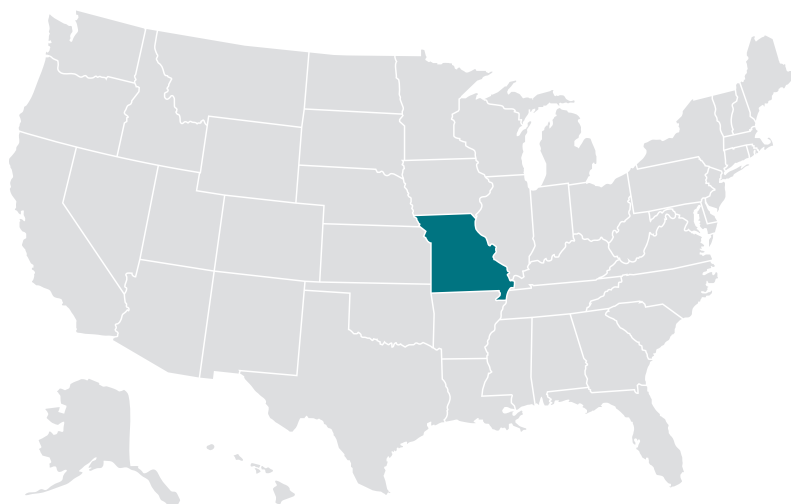
AMA Physician Masterfile, 2023  
American Cancer Society Cancer Statistics Center, 2023  
ASCO Workforce Information System  
Census Bureau, 2023 Census Apportionment Results  
CMS, Medicare Enrollment Dashboard, December 2022  
CMS Medicare Physician Compare, 2023  
Data.CMS.gov, Oncology Care Model

Data.Medicaid.gov, December 2022 Medicaid & CHIP Enrollment Data  
Highlights  
Kaiser Family Foundation, Health Insurance Coverage of Total Population,  
2021  
NCI National Designated Cancer Centers  
NCI Supported Clinical Trials  
NIH Awards by Location & Organization, U.S. FY 2022  
United for Medical Research, State by State, U.S. FY 2022

For more information visit [asco.org](https://asco.org) or  
contact us at [grassroots@asco.org](mailto:grassroots@asco.org)



# CANCER CARE IN MISSOURI



ASCO Members: **79**

ASCO State Affiliate Members: **336**



Number of Oncology Practices: **41**

Number of Oncologists: **488**



**293** practices are certified by  
ASCO's Quality Oncology Practice  
Initiative; **6** are in Missouri.

**6,177,957** Total Population

**7.5%** Uninsured Rate  
(20th Highest)  
(Percent of Population  
and State Rank, 2021)

**1,430,999** Medicaid & CHIP  
Beneficiaries  
(December 2022)

**1,281,832** Medicare  
Beneficiaries  
(December 2022)

**37,910** Cancer Cases  
Diagnosed  
(Projected 2023)

**320,820** Cancer Survivors  
(Projected 2023)

**13,090** Cancer Deaths  
(Projected 2023)

## NIH Research Impact

**46**

NIH Funded Institutions  
(2022)

**\$802,706,553**

Total NIH Grant Funding  
(2022)

**1,500**

Research Projects Funded  
(2022)

### NIH Funding Improves Research Opportunity

**1** NCI Designated Cancer Center  
**646** NCI supported clinical trials

### NIH Funding Improves Economic Opportunity

NIH grants created and supported more than  
**11,168 jobs** in 2022 and generated **\$1.926 billion**  
in new economic activity.

#### Sources

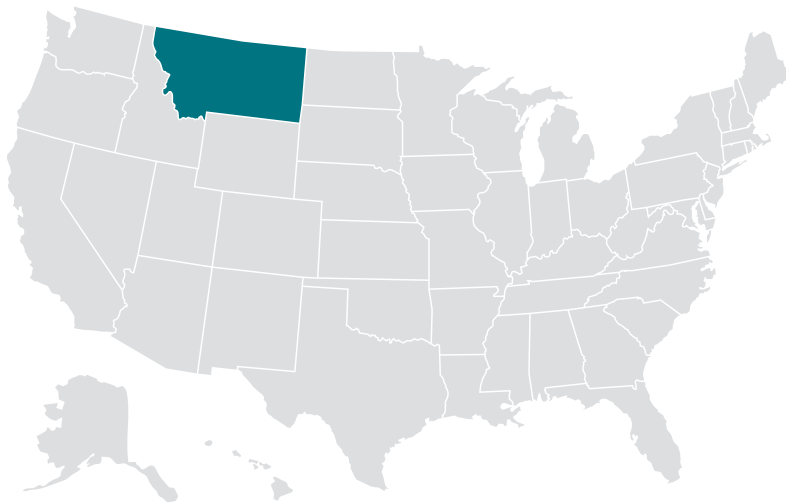
AMA Physician Masterfile, 2023  
American Cancer Society Cancer Statistics Center, 2023  
ASCO Workforce Information System  
Census Bureau, 2023 Census Apportionment Results  
CMS, Medicare Enrollment Dashboard, December 2022  
CMS Medicare Physician Compare, 2023  
Data.CMS.gov, Oncology Care Model

Data.Medicaid.gov, December 2022 Medicaid & CHIP Enrollment Data  
Highlights  
Kaiser Family Foundation, Health Insurance Coverage of Total Population,  
2021  
NCI National Designated Cancer Centers  
NCI Supported Clinical Trials  
NIH Awards by Location & Organization, U.S. FY 2022  
United for Medical Research, State by State, U.S. FY 2022

For more information visit [asco.org](https://asco.org) or  
contact us at [grassroots@asco.org](mailto:grassroots@asco.org)



# CANCER CARE IN MONTANA



ASCO Members: **48**  
ASCO State Affiliate Members: **84**



Number of Oncology Practices: **14**  
Number of Oncologists: **89**



**293** practices are certified by  
ASCO's Quality Oncology Practice  
Initiative; **3** are in Montana.

**1,122,867** Total Population  
**6%** Uninsured Rate  
(33rd Highest) (Percent of Population  
and State Rank, 2021)

**322,482** Medicaid & CHIP  
Beneficiaries  
(December 2022)  
**249,638** Medicare  
Beneficiaries  
(December 2022)

**7,100** Cancer Cases  
Diagnosed  
(Projected 2023)  
**60,820** Cancer Survivors  
(Projected 2023)  
**2,200** Cancer Deaths  
(Projected 2023)

## NIH Research Impact

**13**  
NIH Funded Institutions  
(2022)

**\$41,044,260**  
Total NIH Grant Funding  
(2022)

**85**  
Research Projects Funded  
(2022)

**NIH Funding Improves Research Opportunity**  
**0** NCI Designated Cancer Center  
**118** NCI supported clinical trials

**NIH Funding Improves Economic Opportunity**  
NIH grants created and supported more than  
**849 jobs** in 2022 and generated **\$111 million**  
in new economic activity.

### Sources

AMA Physician Masterfile, 2023  
American Cancer Society Cancer Statistics Center, 2023  
ASCO Workforce Information System  
Census Bureau, 2023 Census Apportionment Results  
CMS, Medicare Enrollment Dashboard, December 2022  
CMS Medicare Physician Compare, 2023  
Data.CMS.gov, Oncology Care Model

Data.Medicaid.gov, December 2022 Medicaid & CHIP Enrollment Data  
Highlights  
Kaiser Family Foundation, Health Insurance Coverage of Total Population,  
2021  
NCI National Designated Cancer Centers  
NCI Supported Clinical Trials  
NIH Awards by Location & Organization, U.S FY 2022  
United for Medical Research, State by State, U.S. FY 2022

For more information visit [asco.org](https://asco.org) or  
contact us at [grassroots@asco.org](mailto:grassroots@asco.org)

